



EFFICIENT CHANGE
ECOUNTERP
PROPOSAL

☎ 03-2181-1583

🏠 www.ecount.com/my



CONTENTS

1. System Overview

ECOUNT ERP?	02
Chosen by 70,000 Companies	03
Why Do Many SMEs Choose ECOUNT	04
What Makes ECOUNT Different	05

2. Features

Feature Highlights	10
Inventory Management	12
Accounting Management	14
Sales	16
Purchase & Orders	18
Production & Costing	20
HR & Payroll	22
Free Additional Services	24
Additional Features	26

3. About ECOUNT ERP

Customer Support	28
Company Information	29

Chapter. 01

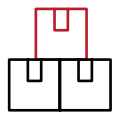
System Overview



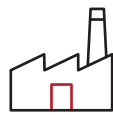
• ECOUNT ERP?

ECOUNT ERP is a complete **web-based ERP**, with **all the necessary functions** you need at RM200/month.

Major Features of ECOUNT ERP



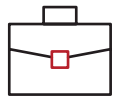
Inventory



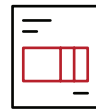
Production



Accounting



Sales



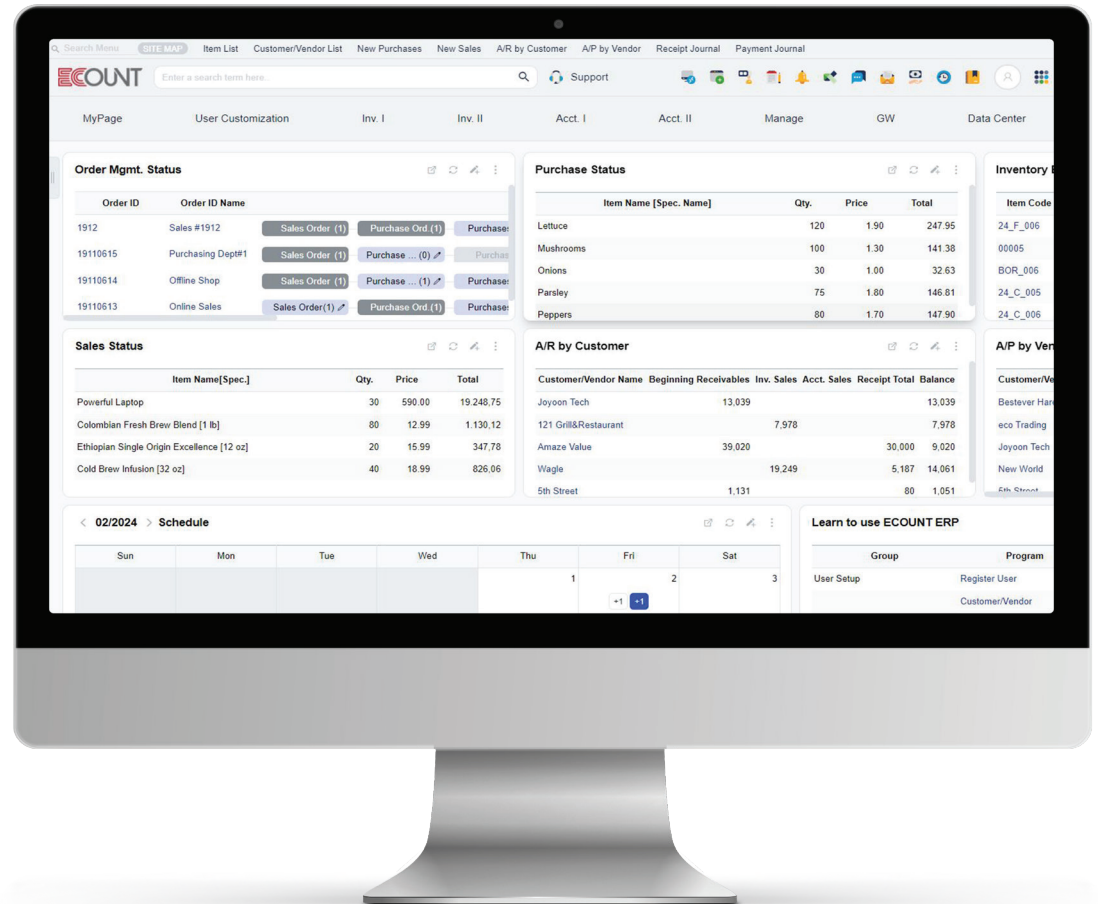
Purchases



HR



Payroll



Chosen by 70,000 Companies

70,000+ enterprises worldwide are with ECOUNT.

Any industry can use ECOUNT (Manufacturing/Distribution/Service/Non-profit and many more)



Electronics /Parts



Food /Agriculture



Industrial Machinery



Automotive Parts



Steel/Rubber /Plastic



Textile /Clothing



Communication Devices



Medical Appliances



Cosmetics



Computer /Software



Education



Transport /Shipping



Construction



Non-profit Organizations




Publishing /Printing





Others


Customer Country List (Rank)


1 South Korea 


2 Taiwan 


3 China 


4 Thailand 


5 Vietnam 


6 Indonesia 


7 Malaysia 


8 USA 


9 Philippines 


10 Ghana 


11 Japan 


12 Hong Kong 


13 Singapore 


14 Mexico 


15 Australia 

16 UAE 

17 Cambodia 

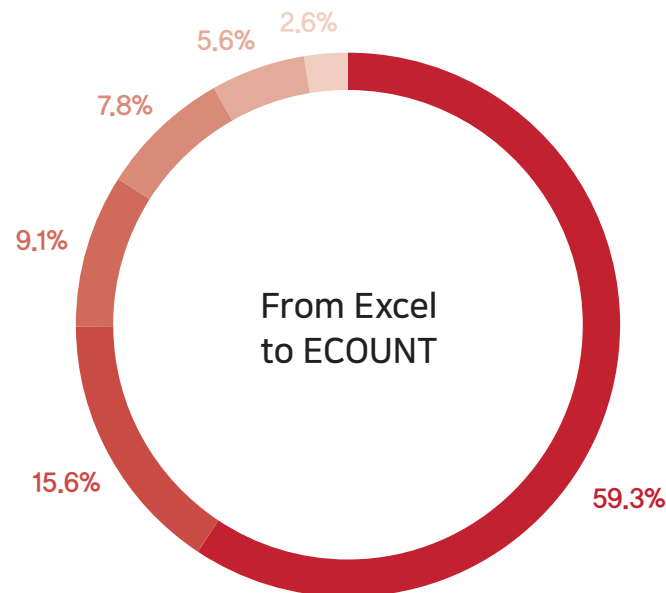
18 Canada 

19 India 

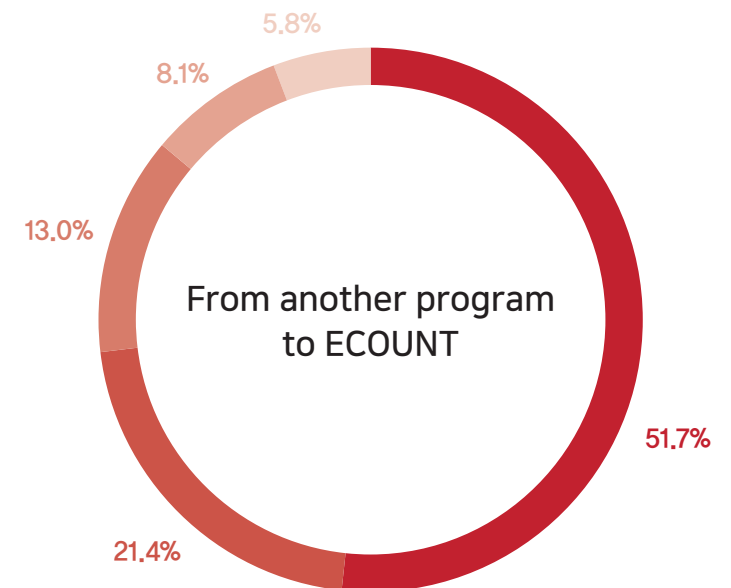
20 Russia 

Why Do Many SMEs Choose ECOUNT

We asked 1,000 ECOUNT-using companies,
 “Why ECOUNT ERP?”



- 59.3% Due to limits of manual management
- 15.6% Real-time work sharing
- 9.1% Due to human errors with increasing data
- 7.8% To implement an advanced system
- 5.6% Efficient work between departments
- 2.6% Others



- 51.7% Lack of features of Inventory or Accounting
- 21.4% Need for an integrated management between Inventory/Accounting/Production
- 13.0% Real-time work sharing
- 8.1% Increasing cost from growing number of users
- 5.8% The existing program company closed

With only ECOUNT, ALL WORK can be managed.



All Features in an ERP

Inventory/Accounting/Production
/Sales/Purchases/HR/Payroll



Unlimited Users

No additional fee for extra users
Individual authorization setting per ID



Various Reports

Access various reports necessary for management
Data entry syncs to reports in real-time

Customizable Report Templates

With ECOUNT, you can customize report templates to fit your own company.

Without having to additionally use Excel or Word, you can access reports optimized for your work process.

Each report can be customized up to 50 unique templates.

Sales Status							
Company Name : ECOUNT				01/Jan/2020 ~ 29/Jan			
Date-No.	Item Name[Spec.]	Qty.	Price	Pretax	Tax	Total	Customer/Vendor Name
01/Jan/2020 -1	Hand Wash(Bubble) [20mL]	1	100	100	10	110	Aroma Mocha
01/Jan/2020 -2	Hand Wash(Mint) [20mL]	1	100	100	10	110	Bakers Delight
01/Jan/2020 -3	Hand Wash(Soap) [20mL]	1	100	100	10	110	Baristas
01/Jan/2020 -4	Hand Wash(Rose) [20mL]	1	50	50	5	55	Beans n Cream Cafe
01/Jan/2020 -5	Hand Wash(Lavender) [20mL]	1	50	50	5	55	Beany Business
01/Jan/2020 -6	Hand Wash(Camomile) [20mL]	1	50	50	5	55	Boston Barista
01/Jan/2020 -7	Hand Wash(Strawberry) [20mL]	1	50	50	5	55	Club Coffee
01/Jan/2020 -8	Hand Wash(Blueberry) [20mL]	1	50	50	5	55	Coffee Express
01/Jan/2020 -9	Hand Wash(Powder) [20mL]	1	50	50	5	55	Coffee House
01/Jan/2020 -10	Hand Wash(Cotton) [20mL]	1	50	50	5	55	Coffee Time
01/Jan/2020 -11	Tea Leaf(Pepper mint) [60g]	1	65	65		65	Cond Cafe

Sales Status (Default)

Sales Performance by PIC							
Company Name : ECOUNT				01/Jan/2020 ~			
Date	PIC Name	Item Name[Spec.]	Qty.	Price	Pretax	Total	Customer/Ven
01/Jan/2020	Lauren	Hand Wash(Bubble) [20mL]	1	100	100	110	Aroma M
01/Jan/2020	Lauren	Hand Wash(Rose) [20mL]	1	50	50	55	Beans n Cr
01/Jan/2020	Lauren	Hand Wash(Camomile) [20mL]	1	50	10	111	Steamin
01/Jan/2020	Lauren	Hand Wash(Strawberry) [20mL]	1	50	50	50	Steamy Bea
Lauren Total			4	250	210	326	
01/Jan/2020	Jonathan	Hand Wash(Soap) [20mL]	1	100	100	110	Baris
01/Jan/2020	Jonathan	Hand Wash(Lavender) [20mL]	1	50	50	55	Beany Bu
01/Jan/2020	Jonathan	Hand Wash(Camomile) [20mL]	1	50	50	55	Boston E
01/Jan/2020	Jonathan	Hand Wash(Lavender) [20mL]	1	50	50	50	Spiced Ch
01/Jan/2020	Jonathan	Hand Wash(Blueberry) [20mL]	1	50	50	50	TAO(Chi
Jonathan Total			5	300	300	320	
01/Jan/2020	Amv	Hand Wash(Mint) [20mL]	1	100	100	110	Bakers D

Sales by PIC (Title modified, Standard & Subtotal of PIC added)

What Makes ECOUNT Different

Share everything Anytime & Anywhere in Real-time.

100% Web-based System

Use anytime, anywhere with just Internet access, without having to install anything

Mobile App

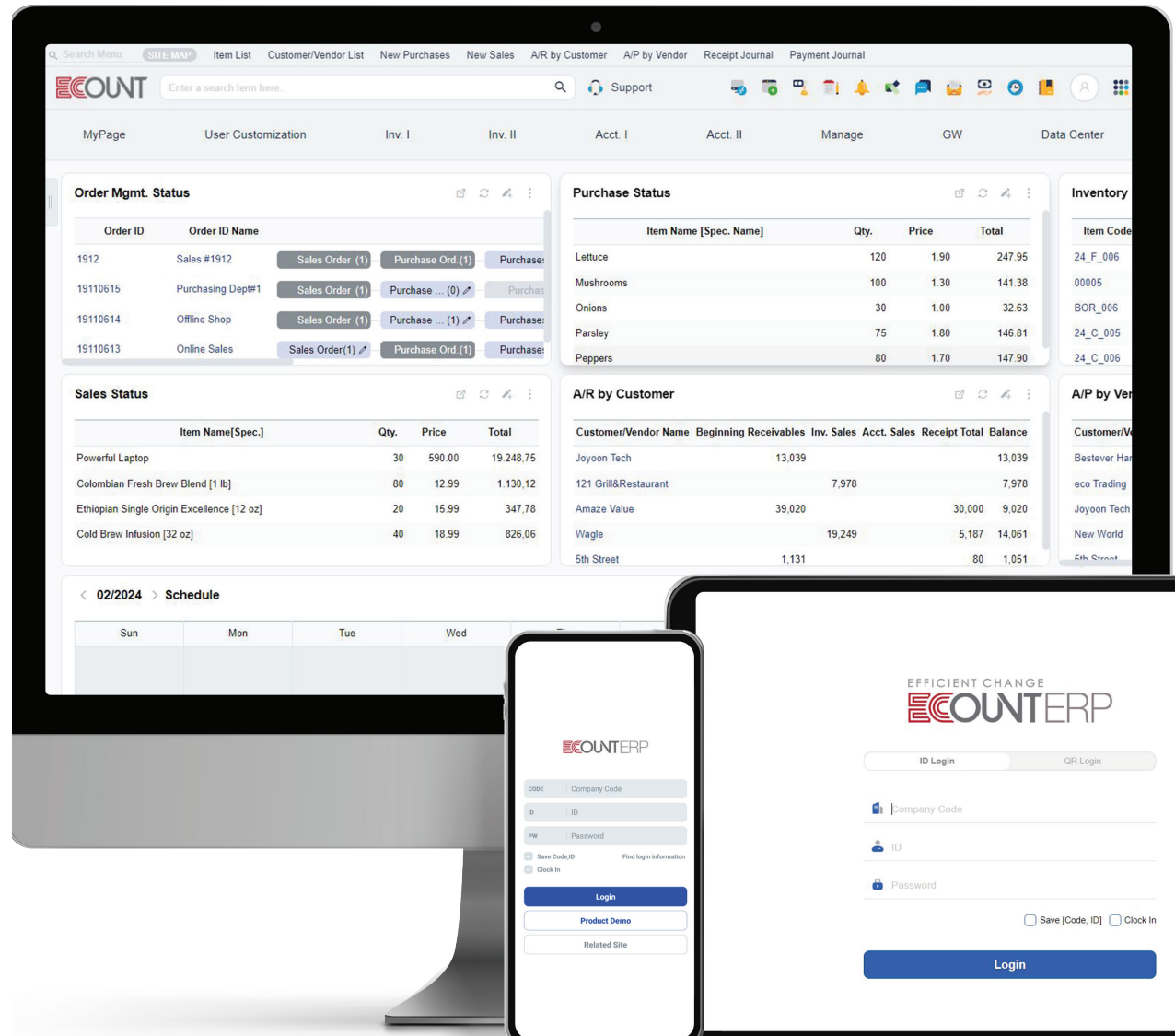
Same access to all ERP features with Mobile App as with PCs

Corporate Messenger

Messenger function optimized for work sharing – ERP slips and files can be shared as well

Various Types of Notification

Quick work sharing by sending Message, Push to App, and Email notifications

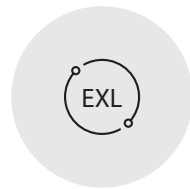


Work becomes Easy and Convenient.



Menu Setup

Only the menus you need!
Select whether to use each
feature or not



Interlink with Excel

Easy upload of existing data
into ERP
Export entered data and reports
in Excel files



CS Portal

Real-time online ordering system
Customer/agent/branch
management



Interlink with Online Stores

Import store orders into ERP
Apply data to ERP
Sales/Purchase/Inventory

What Makes ECOUNT Different

Affordable Price

		Price	Provided
ERP Service Fees	Subscription Fee	RM200/month RM2200/year	<ul style="list-style-type: none"> Unlimited ERP use / unlimited user IDs Free online / remote training upon subscription Expert training and consultation available anytime Online manuals / video tutorials 10 Default Groupware users included
	Free Additional Services	No Extra Charge	<ul style="list-style-type: none"> Bank Statement Service Mobile app / Corporate messenger Online ordering system / Online payroll statement system Multilingual Interface (English, Spanish, Chinese(Simplified/Traditional), Japanese, Vietnamese, Indonesian, and Thai)
Additional Features (Optional)	Groupware	RM40/month	50GB available per 5 Users
	Webmail	RM20/month	20GB available per 10 Users

· Above-mentioned pricing policy is SST Inclusive.

Chapter. 02

Features



Feature Highlights



Inventory

Integrated Inventory

- Integrated management of Sales/Purchases/Production
- Link with Accounting/Funds

Various Reports

- Data sync to all reports
- Inv. balance/Inv. Trail Book /Summary
- Up to 50 customizable templates
- Location/Item level grouping

Inventory by Warehouse & Stores

- Check Inv. Status by location
- Real-time stock control of multiple locations
- Manage Inv. movement between warehouses

Barcodes

- Stock control by barcodes
- Print different types of labels

After-Sales Service

- History management by repair progress status
- Repair Order/Repair Status



Production

BOM (Bill of Material)

- Auto-calculate consumed material amount
- BOM Process/Usage step

Production Process

- Job Order→Goods Issued →Receipt
- Check progress status by J/O
- Manage outsourcing factories

Costing

- Cost calculation by process/item
- Reflect costs from Labor/Expenses/Outsourcing
- Compare Standard and Actual Cost

Production Scheduling

- Master Production Schedule(MPS) based on Sales Order due dates
- Apply safety stock, lead time, and holidays

Defect / Quality Control

- Manage defects by process/type
- Sampling/Lot inspection
- Inspection report/Qualified Qty. management



Sales

Sales Management

- Quotation→Order→Sales →Shipping
- Invoicing/link to Accounting
- Price by customer/location/item
- Sales forecasting/compare with actual sales
- Auto profit analysis by item /customer

Invoice

- Instantly print invoices after entering in New Sales
- Up to 50 invoice templates
- Send invoices via e-mail

Receivables by Customer

- Sales data sync to customer receivables
- Manage A/R by customer/PIC
- Send Customer Book via e-mail
- Apply credit limits in S/O & Sales

Stock Control

- Check insufficient stock when creating Sales Orders/Sales
- Check outstanding S/O quantities



Purchases

Purchase Planning

- Calculate optimal purchase Qty.
- Manage by Safety Stock/Min. Purchase Qty.

MRP

- Create Material Requirement Plan(MRP) based on MPS
- Sync to Purchase Plan and P/O

Purchase Order

- Create P/O and send to vendors via e-mail
- Check outstanding P/O

Purchase Management

- Request→Plan→Order→Purchase
- Various summaries/status
- Manage A/P by vendor/PIC
- Manage imports/exports and foreign currency/Expenses

Serial / Lot Numbers

- Assign Serial/Lot No. by item
- Track history (production/sales/repair)
- Manage stock on hand by W/H and stores



Additional Features

ECOUNT Mobile App

- Real-time mobile work management
- Barcode scan by camera

Corporate Messenger

- Share ERP slips, e-Approval, files
- Company Messenger controlled by managers

Multilingual ERP

- English, Spanish, Japanese, Chinese(Simplified/Traditional), Vietnamese, Indonesian, Thai

Bank Statement Service

- View account transaction details
- Create vouchers with imported data

Link with Online Stores

- Import store order data and transfer to ERP



Accounting & Funds

Management Reports

- Financial reports on funds/income
- Financial statements for external reporting
- Various Ledgers
- Check funds status in real-time

Accounts Receivable / Payable

- A/R by Customer, A/P by Vendor
- Analyze AR/AP Aging/Balance
- View balance based on each Sales /Purchase history

Costing / Profit

- Analyze monthly [Profit/Cost]
- Cost calculation of manufacturing /labor expenses

E-approval

- Approval of various Acct. journals and vouchers
- Payment Journal, S/A Journals and more.

Accounting by Site

- Segmentation by department/project /establishment
- Voucher entry/Profit & Loss Reports

Fast Entry

- Double-entry journalizing for experts
- Auto-journalizing for non-experts
- Link with Sales/Purchases/Payroll data
- Upload vouchers and journals via Excel

Vouchers

- Search, modify, delete, and track quickly
- Send copies and invoices via e-mail
- Print Payment/Receipt Journals

Forecast / Budget

- Manage Receipt/Payment schedule
- Daily/Monthly/Yearly Forecasts
- Set budgets and manage limits

Fixed Assets / Notes

- Manage Increase/decrease/depreciation of fixed assets
- Track Issue/Receipt/Discount/Payment of notes

Foreign Trading / Currency

- Manage incidental expenses for each import
- Create Invoice/Packing List



Payroll & HR

Payroll

- Payroll Book/Statement
- Setup your own Earnings/Deductions
- Send Payroll Statements via e-mail
- Online Payroll Statement (UserPay)

Time Mgmt.

- Clock In/Out Management
- Daily/Monthly attendance logs
- Track overtime and tardiness
- Apply time attendance to payroll calculation
- Remaining paid leave/vacation

HR

- Register employee information profile
- Manage personnel department changes
- Search Employee Status by condition
- Employee profile printouts
- Employment/Job Experience/Retirement Certificates
- Employed/Retired employees manage



Additional Features

Groupware (Paid)

- E-Approval: linkage with ERP
- Work sharing via Boards
- Scheduling and Clock In/Out
- Client List/Business Contact
- Project management [Gantt Chart]
- MyStorage/Image Storage

Webmail (Paid)

- Large capacity of 20GB per 10 Users
- Sync to Outlook/Mobile

Online Ordering System

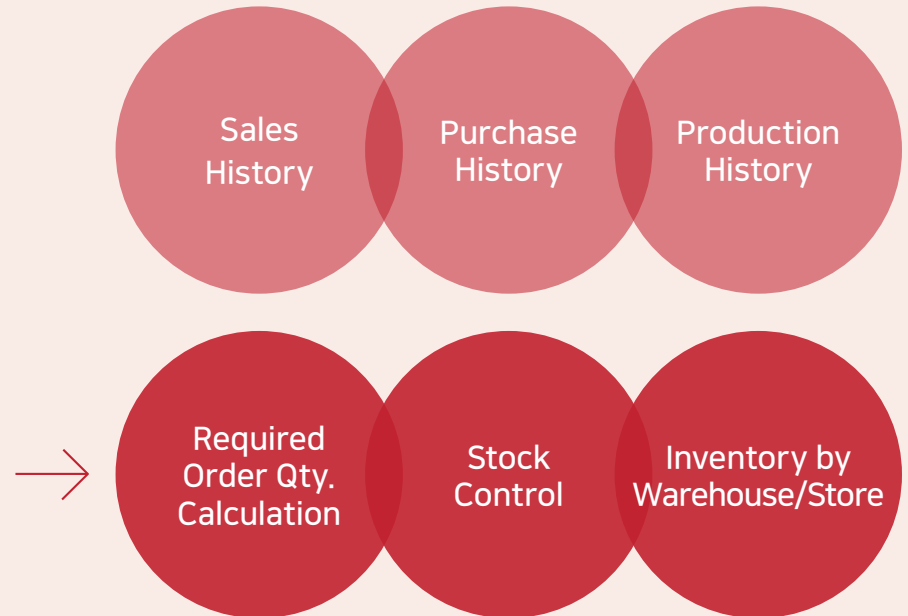
- Real-time online ordering
- Manage customer/agent/branch

Online Payroll Statement System

- Directly view payroll online
- Print payroll statements

Inventory Management

Simply enter Sales/Purchases/Production, and let ECOUNT take care of your Inventory.



Inventory Management - Major Reports

Inv. Balance by Location

Company Name : ECOUNT / CA Warehouse and more		CA Warehouse	US Distribution W/H	on W/H
Item Code	Item Name			
00000	Guatemala	472	70	70
00001	Yirgacheffe	135	71	71
00002	Arabica	141	72	72
00003	Packaging Paper	142	73	73
00004	Hazelnut	143	74	74
00005	Bottle	143	74	75
00006	Hazelnut Americano Bottle (Yirgacheffe)	144	75	219
00007	Hazelnut Americano Bottle (Arabica)	144	75	77
0000A	Milk	295	219	78
0000B	Salted Bacon	246	77	1,085
10006	Raisin Roll	147	78	11
10007	Glazed Doughnut	147	78	12
10008	Hazelnut Americano Bottle (Guatemala)	148	1,085	13
10010	Coffee table(mini)	276	11	4
10011	Coffee table(medium)	276	11	5
10012	Coffee table(large)	1,165	12	6
10013	Menu stand	891	874	17
10014	POS monitor holder	552	534	18
10015	Barbecue Pizza (Tomato)	905	886	19

Inv. Book

Company Name	Remarks	Increase	Decrease	Balance	n/2020
Date	Beginning			1,801	Balance
	Sales		160	1,641	1,801
20/Dec/2019	Sales		473	1,168	1,641
20/Dec/2019	Defect - Expiry Date Finished		10	1,158	1,168
21/Dec/2019				1,162	1,158
21/Dec/2019	Purchase	4		1,162	1,162
30/Dec/2019	Outsourced Production	50		1,212	1,212
	Sales		90	1,122	1,122
Total		54	733	1,122	1,122

Inventory Change History

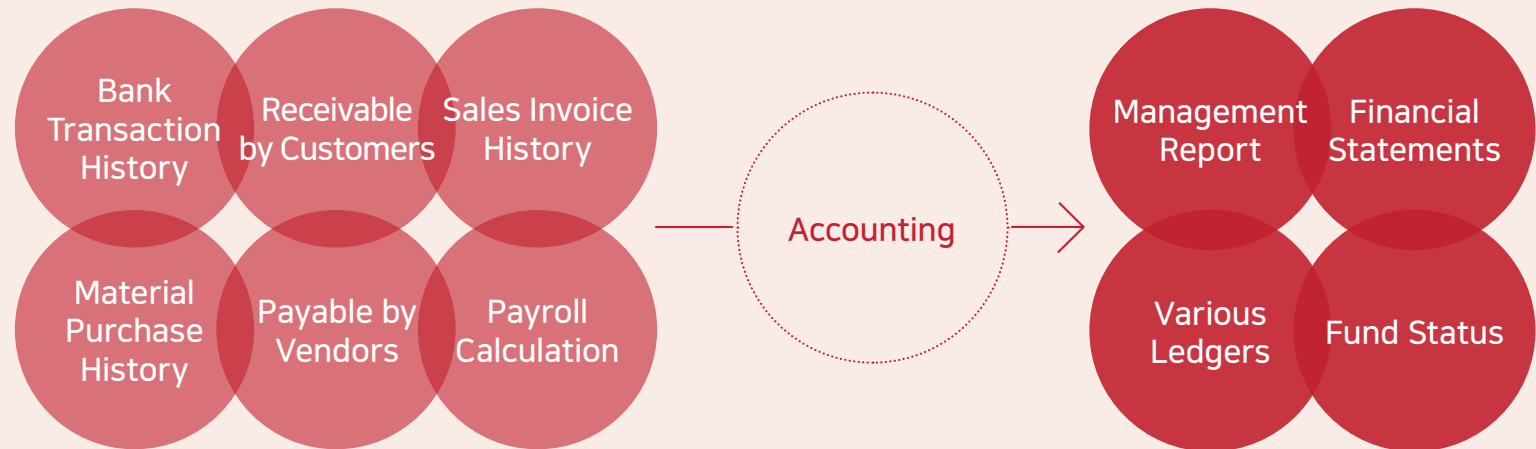
Company Name : ECOUNT		Beginning	Increase	Decrease	Balance	Balance
00008	Cheese Twist	16	1	12	5	5
00010	Coffee table(mini)	145	0	106	39	39
00011	Coffee table(medium)	92	41	116	17	17
00012	Coffee table(large)	371	50	92	329	329
00013	Menu stand	1,725	55	0	1,780	1,780
00014	POS monitor holder	1,689	50	0	1,739	1,739
00026	Beef Barbecue Pizza	1,407	2	1,407	2	2
00027	Baked Pizza	1,576	3,835	5,408	3	3
00028	Pizza Dough	1,585	18,762	20,337	10	10
00029	Ribbon	0	10	0	10	10
00030	Packing Box	0	10	0	10	10
00031	Beef Barbecue	0	10	0	10	58,377
00032	Mozzerella Cheese Spread	1,477	1,703,000	1,146,100	558,377	44,186
00033	Tomato Chili Sauce					91,135
00034	Flour [California]		1,504	3,101,500	2,803,400	299,604
00035	Sugar		1,513	375,200	371,920	4,793
00036	Yeast		1,522	185,100	180,960	5,662

Serial/Lot No. Inv. Book

Item Name	Serial/Lot No.	Slip Type	Supplier/Vendor Name	Increase	Decrease	Balance	Link
Pizza Dough	01012020_1	Goods Receipt					
Pizza Dough	01012020_1	Sales					
01012020_1 Total				1	1	1	02/Jan/2020 -1 15/Jan/2020 -1
Pizza Dough	01012020_2	Goods Receipt	eli Bakery				
Pizza Dough	01012020_2	Sales					
01012020_2 Total				1	1	1	02/Jan/2020 -1 15/Jan/2020 -1
Pizza Dough	01012020_3	Goods Receipt					
Pizza Dough	01012020_3	Sales	ers Delight				
01012020_3 Total				1	1	1	02/Jan/2020 -1 30/Jan/2020 -1
Pizza Dough	01012020_4	Goods Receipt	ers Delight				
Pizza Dough	01012020_4	Sales					
01012020_4 Total				1	1	1	02/Jan/2020 -1
Pizza Dough	01012020_5	Goods Receipt					
01012020_5 Total				5	4	1	
Total							

Accounting Management

Simply enter in your Sales/Purchases, Payment/Receipt, to view in various reports in real-time.



Accounting Management - Major Reports

Monthly Income Statement

Company Name : ECOUNT							01/Sep/2019 ~ 31/Jan/2020	
Name in F/S	September, 2019	October, 2019	November, 2019	December, 2019	January, 2020	Total		
1. Sales	1,115,368,414	59,465,144	247,542,519	175,209,834	191,218,749	1,788,804,660		
Sales - Merchandise	2,591,141	26,101,228	32,420,893	152,071,150	38,413,956	251,598,368		
Sales - Finished goods	1,112,043,630	32,630,273	214,387,983	21,976,000	152,071,150	1,533,109,036		
Sales - Service	733,643	733,643	733,643	1,162,684	733,643	4,097,256		
2. Cost of Sales	1,091,990	20,738,966	3,619,808	110,365,659	257,553	136,073,976		
Cost of merchandise sold	91,990	27,466	1,103,825	109,981,520	50,000	111,254,801		
Cost of finished goods sold	1,000,000	20,711,500	2,515,983	384,139	207,553	24,819,175		
3. Gross profit	1,114,276,424	38,726,178	243,922,711	64,844,175	190,961,196	1,652,730,684		
4. Selling and administrative expenses	109,400	218,455	133,710	601,278	110,400	1,173,243		
Employee benefits(S&A)	2,400	200	2,500	4,300	3,400	12,800		
Travel&lodging(S & A)	1,200	2,780	1,200	135,000	1,200	141,380		
R & D expenses(S & A)	10,000	10,000	10,000	165,000	10,000	205,000		
Repairing expenses(S & A)	6,000	12,000	11,710	11,249	6,000	46,959		
Training and education(S & A)	1,300	4,560	1,300	3,560	1,300	12,020		
Professional service fees(S&A)	10,000	20,000	25,000	31,980	10,000	96,980		
Outsourcing expenses(S & A)	6,000	6,000	6,000	22,560	6,000	46,560		
Building maintenance(S & A)	65,000	130,000	65,000	31,500	65,000	356,500		
Freight charge(S & A)	2,000	2,360	2,000	17,725	2,000	26,085		
Sales commission(S&A)	2,500	27,500	6,000	150,000	2,500	188,500		
Food(S & A)	3,000	3,055	3,000	28,404	3,000	40,459		
5. Operating income	1,114,167,024	38,507,723	243,789,001	64,242,897	190,850,796	1,651,557,441		
8. Net income before income taxes	1,114,167,024	38,507,723	243,789,001	64,242,897	190,850,796	1,651,557,441		
10. Net Income	1,114,167,024	38,507,723	243,789,001	64,242,897	190,850,796	1,651,557,441		

AR/AP Aging

Customer/Vendor Code	Customer/Vendor Name	Balance	Aging	
C1499404	Beans n			12
C1499427	No Doz			12
146846982	Mayfair	755,453	12	12
00008	Bakers	320,693	12	12
C1499437	The Frie	3,776	12	12
00011	WMC H	31,684	12	12
C1499433	Tatiana			12
C1499436	The Far	1,118	12	12
C1499429	Spiced	5,900,122	12	12
00003	Deli Bal	885	12	11
C1499419	Huggal	1,318	12	11
C1499446	Yo Jo C			11
C1499444	Wake U	1,301	12	11
C1499441	The Spl	235	11	11
C1499438	The Gri	880	11	11
C1499410	Coffee	2,098	11	10
C1499412	Dream			10
C1499416	Grind H	1,236	11	10
C1499418	Ground Up Cafe		1,197	10

Cash Report

1. Funds Status					
Account Name	Customer/Vendor Name	Beginning (Foreign Currency)	Increase (Foreign Currency)	Decrease (Foreign Currency)	Ending (Foreign Currency)
Checking Accounts	Bank for A/R	1,713,412	23,638	10,000	1,727,050
	Foreign Currency Bank	2,317,008	1,714,860	632,530	3,399,338
	Public Bank	198,018	173,410	110,000	261,428
	SCB	1,481,182	1,773,000	225,000	3,029,182
	USD Bank	60,500		4,510	55,990
Checking Accounts Total		5,770,120	3,684,908	982,040	8,472,988
Total		5,770,120	3,684,908	982,040	8,472,988

2. Funds' Increase					
Date	Corresponding Account Name	Corresponding Customer/Vendor Name	Remarks	Amount	
31/Jan/2020	Accounts Receivable	Cong Cafe	Jan. Finished Goods Sales	157,600	
	Accounts Receivable	Beany Business	Jan. Finished Goods Sales (Overseas)	1,714,860	
	Accounts Receivable	HappyFresh	Jan. Merchandise Sales	300,000	
	Accounts Receivable	HappyFresh		23,638	
	Accounts Receivable	HappyFresh		15,810	
	Accounts Receivable	Grinders Cafe	Jan. Merchandise Sales	873,000	
	Accounts Receivable	Topped Off	Jan. Merchandise Sales	600,000	
	Total			3,684,908	

31/Jan/2020 10:31:42 AM

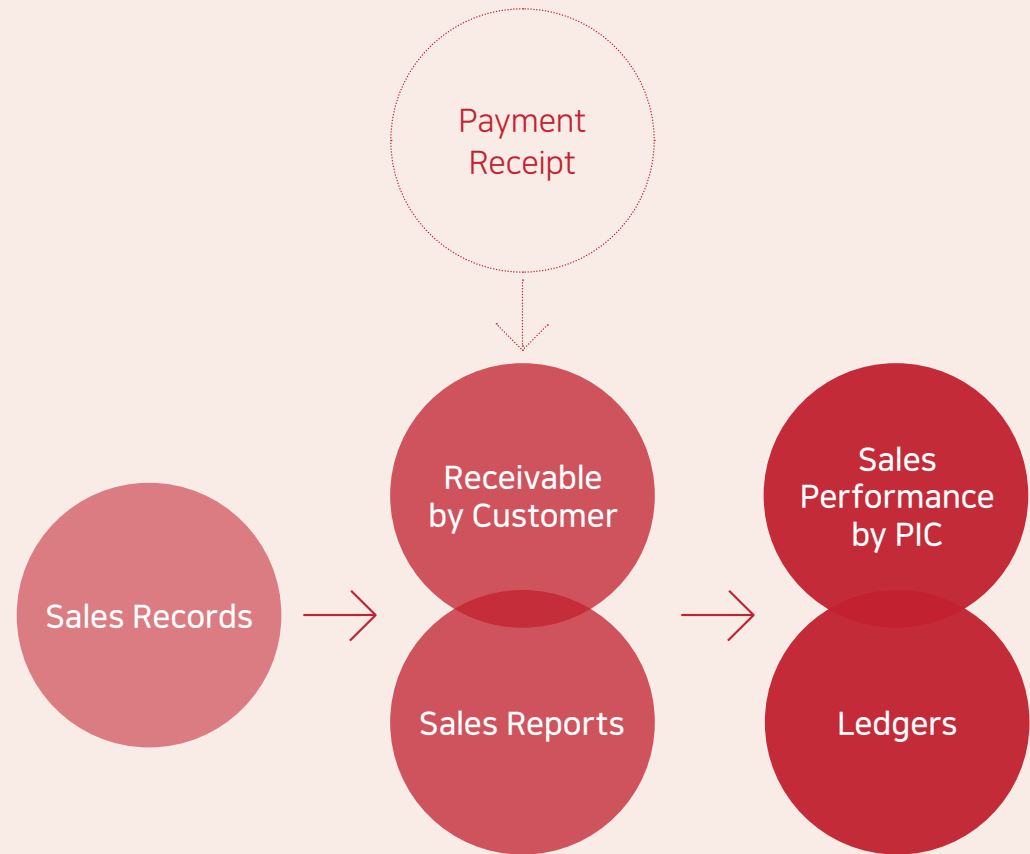
3. Funds' Decrease					
Date	Corresponding Account Name	Corresponding Customer/Vendor Name	Remarks	Amount	
31/Jan/2020	Accounts Payable	HappyFresh	Jan. Raw Material Purchase	10,000	
	Accounts Payable	Topped Off	Jan. Raw Material Purchase	632,530	

Currency Ledger

Company Name : ECOUNT / Accounts Receivable									01/Jan/2019 ~ 31/Jan/2020	
Customer/Vendor Name	Currency	Foreign Currency Beginning	Beginning	Foreign Currency Debit	Dr.	Foreign Currency Credit	Cr.	Foreign Balance	Balance (Amount)	
Beans n Cream Cafe	EUR	180,760	178,952	15,330	747,831	190,000	171,330	6,090	755,453	
No Doze Cafe	EUR	115,176	114,024	189,001	314,721	50,000	108,052	254,177	320,693	
The Coffee Club	EUR	15,684	15,528	76,500	69,580	90,098	81,109	2,086	4,000	
[EUR] Sub Total		311,620	308,504	280,831	1,132,133	330,098	360,491	262,353	1,080,146	
Beany Business	JPY	1,520	182,884	287,000	31,444,063	1,098	152,269	287,422	31,474,678	
Coffee Express	JPY	3,000	360,954	186,827	195,921,336	10,000	12,594,862	179,827	183,687,429	
[JPY] Sub Total		4,520	543,838	473,827	227,365,400	11,098	12,747,131	467,249	215,162,107	
[Total]		316,140	852,342	754,658	228,497,532	341,196	13,107,622	729,602	216,242,253	

Sales

Check your sales amount and receivables easily.



Sales - Major Reports

Quotation & Sales Invoice

Quotation

Customer
Warren Kim Coffee House
 A2-9-3 Soho Suites KLCC, 20, Jalan Perak, Kuala Lumpur, 50450
 03-2181-1583

Invoice
 Date: 30/10/2019
 T: 03-2181-1583 F: 03-2181-1583

Item Code	Item Name	Qty.	Price	Pretax Amount
8801040279138	Coffee Bean(delight) [200g]			
8801040279130	Hand Wash(Cotton) [20mL]			
8801040279131	Tea Leaf(Pepper mint) [60g]			
8801040279132	Tea Leaf(Rose) [60g]			
140	Three Berry Jam	200	85	17,000
139	Strawberry Jam	200	85	17,000
	Coffee Bean(double)	1,000	100	100,000

Subtotal: 134,000.00
Tax: 13,400.00
Total: 147,400.00

Bank Name: Bank of ECOMT
 Depositor: Ecount****

A/R by Customer

Company Name : ECOMT
 01/Sep/2019 ~ 30/Jan/2020

PIC Name	Customer/Vendor Code	Customer/Vendor Name	Beginning Receivables	Inv. Sales	Acct. Sales	Note	Receipt Cash	Total	Balance
Lauren									12,198
Lauren									11,650
Lauren									820,863
Lauren									24,892
Lauren									121,264
Lauren									8,803,420
Lauren									3,097
Lauren									867,483
Key									4,036
Jonathan									1,271
Jonathan									24,892
Jonathan									8,823
Jonathan									139,230
Harry									4,445
Harry									134,020
Harry									2,318
Harry									8,785
Harry									11,969
Harry									3,950
Harry	C1499434	The Busy Bean	8,193	13,427	375		352	352	21,643
Harry	C1499426	The Family Bean	16,110	24,087	89				50,286
	Harry Total		148,346	191,823	102,143		163,996	163,996	278,315
Chris	C1499423	Jumpstart Coffee Shop	1,539	5,626	23				7,188

Customer/Vendor Book

Customer Book (Statement)

Period : 01/11/2019 - 31/01/2020

ECOUNT
 T: 03-2181-1583 F: 03-2181-1583

To
 Larry C. Snyder
 No Doze Cafe
 A2-9-3 Soho Suites KLCC, 20, Jalan Perak, Kuala Lumpur, 50450
 03-2181-1583

Date-No.	Remarks	Item Name[Spec.]	Qty.	Price	Sales	Receipt	Ending
	Beginning						302,921
24/Nov/19-53		Coffee Machine_1_red	15	3,800	62,700		365,621
24/Nov/19-100		Coffee Machine_1_red	15	3,800	62,700		428,321
25/Nov/19-1	Coffee machine_1st payment					62,700	365,621
	2019/11 Total		30	7,600	125,400	62,700	1,159,562
24/Dec/19-2	Coffee machine payment					45,000	320,621
	2019/12 Total					45,000	320,621
01/Jan/20-19		Hand Wash(Mint) [20mL]	1	100	100		320,721

Sales Status

Company Name : ECOMT
 01/Jan/2020 ~ 30/Jan/2020

Date-No.	Item Name[Spec.]	Qty.	Price	Pretax Amount	Tax	Total	Customer Name
01/Jan/2020 -1	Hand Wash(Bubble) [20mL]	100	100	10,000	1,000	11,000	Aroma Mocha
	Aroma Mocha Total	100	100	10,000	1,000	11,000	
01/Jan/2020 -2	Hand Wash(Mint) [20mL]	50	100	5,000	500	5,500	Bakers Delight
30/Jan/2020 -1	Pizza Dough [[Garlic]]	2	20	40	4	44	Bakers Delight
	Bakers Delight Total	52	120	5,040	504	5,544	
01/Jan/2020 -3	Hand Wash(Soap) [20mL]	1	100	100	10	110	Baristas
13/Jan/2020 -1	Cheese Twist	45	50	2,250	225	2,475	Baristas
	Baristas Total	46	150	2,350	235	2,585	
01/Jan/2020 -13	Tea Leaf(Hibiscus) [60g]	10	65	650	65	715	Deli Bakery
01/Jan/2020 -13	Tea Leaf(Rose) [60g]	10	65	650	65	715	Deli Bakery
01/Jan/2020 -13	Tea Leaf(Hibiscus) [60g]	10	65	650	65	715	Deli Bakery
01/Jan/2020 -13	Tea Leaf(Pepper mint) [60g]	10	65	650	65	715	Deli Bakery
15/Jan/2020 -1	Pizza Dough [[Garlic]]	2	20	40	4	44	Deli Bakery
	Deli Bakery Total	42	280	2,640	264	2,904	
01/Jan/2020 -66	Mozzerella Cheese Spread	320	7	2,240	224	2,464	HappyFresh
	HappyFresh Total	320	7	2,240	224	2,464	
01/Jan/2020 -14	Nutella(jumbo) [600g]	5	105	525	53	578	Jumpstart Coffee Shop
01/Jan/2020 -14	Nutella(small) [200g]	5	10	50	5	55	Jumpstart Coffee Shop
01/Jan/2020 -14	Nutella(jumbo) [600g]	5	105	525	53	578	Jumpstart Coffee Shop

Purchase & Orders

View inventory over-and-short at a glance.
Manage the entire purchase process
from P/O to Vendor Payables.



Purchase & Orders - Major Reports

Automatic P/O Qty. Calculation

All Outstanding S/O Safety Stock Current Qty. Outstanding P/O
 Min. Purchase Qty. Unissued Goods

Base Date of Current Qty. 30 / 10 / 2019
 Location for Current Qty. Location-In Set Manually

Slip No.	Item Code	Item Name	Spec.	Entered Qty.	Safety Stock (+)	Outstanding S/O (+)	Unissued Goods (+)	Current Qty. (-)	Outstanding P/O (-)	Min. Purchase Qty.	P/O Qty.	Location Name	Date
1	2019/10/01-1	8801046278140	Three Berry Jam	300g	200			94			106	US W/H	19/10/30
2	2019/10/01-1	8801046278139	Strawberry Jam	300g	250			100			150	US W/H	19/10/30
3	2019/10/01-1	8801046278137	Coffee Bean(lite)	150g	500			300			200	US W/H	19/10/30
4	2019/10/01-1	8801046278137	Coffee	200g	400			500			0	US W/H	19/10/30

Calculate optimal purchase quantity based on current stock, safety stock, etc.

Outstanding P/O Status

Date-No.	Delivery Date	PIC Name	Customer/Vendor Name	Qty.	Outstanding P/O Qty.	Reference	Finish
			Quick Supplier	50	15		
06/Nov/2019 -1	06/Nov/2019	Kay	Quick Supplier	50	25		Finish
			Cong Cafe	50	20	4,250	06/Nov/2019
			Baristas	90	0	4,250	06/Nov/2019
06/Nov/2019 -2	06/Nov/2019	Amy	Cong Cafe	90	0		Finish
			Baristas	25	5	4,500	06/Nov/2019
09/Nov/2019 -1	09/Dec/2019	Jonathan	Baristas	10	0	875	09/Dec/2019
			Baristas	5	1	350	09/Dec/2019
			Baristas	20	0	200	09/Dec/2019
			Baristas	20	0	800	09/Dec/2019
22/Nov/2019 -1	29/Nov/2019	Amy	Baristas	90	30		Finish
			Baristas	90	30	5,400	29/Nov/2019
			Baristas	90	30		

Purchase Order

ECOUNT
A2-9-3 Soho Suites KLCC, 20, Jalan Perak, Kuala Lumpur,
50450
T:03-2181-1583 F:03-2181-1583

Purchase Order

Date: 24/12/2019

Vendor

HappyFresh
A2-9-3 Soho Suites KLCC, 20, Jalan Perak, Kuala Lumpur, 50450
03-2181-4445

Ship To

Comprehensive Software for SMEs
ECOUNT
A2-9-3 Soho Suites KLCC, 20, Jalan Perak, Kuala Lumpur, 50450
03-2181-1583

Item Code	Item Name[Spec.]	Qty.	Price	Pretax Amount
00034	Flour[California]	15,246	10	152,460
00035	Sugar	37,447	10	374,470
00036	Yeast	15,608	10	156,080
00037	Salt	418,549	10	4,185,490
00031	Beef Barbecue	70,873	10	708,730
00032	Mozzerella Cheese Spread	170,514	10	1,705,140
SUBTOTAL				7,282,370
TAX				0
TOTAL				7,282,370

Email

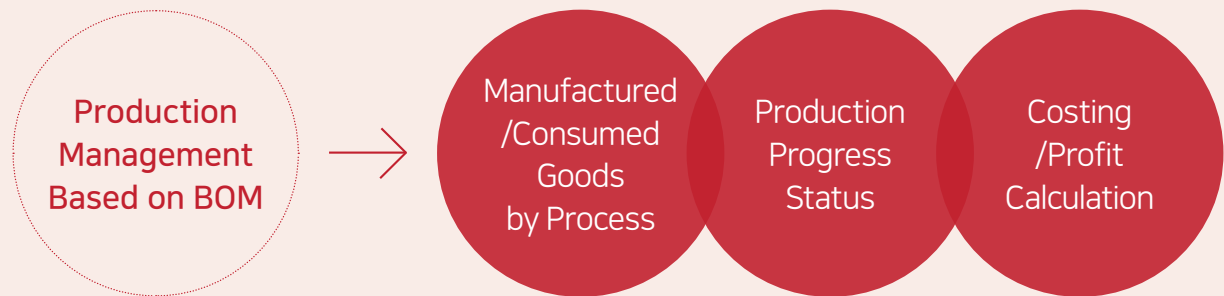
Malaysia 1

A/P by Vendor

PIC Name	Customer/Vendor Code	Customer/Vendor Name	Beginning Payables	Inv. Purchases	Acct. Purchases	Payment			Balance
						Note	Cash	Total	
Lauren	C1499426	Mugs Coffee	220	220	1,156	1,000	10	1,010	586
Lauren	C1499428	Scream Beans	220	220	336		204	204	572
Lauren	C1499431	Steamin Mugs	366	600	1,859	2,000	10	2,010	815
Lauren	C1499437	The Friendly Bean	280	280	509		285	285	785
Lauren	C1499438	The Grind	40	40	906	300	529	829	157
Lauren	C1499440	The Roasted Bean			156		78	78	79
Lauren	C1499443	Topped Off	220	220	416		119	119	737
Lauren Total			1,346	1,580	5,338	3,300	1,234	4,534	3,730
Kay	C1499446	Yo Jo Coffee Shop	220	220	272		70	70	642
Kay Total			220	220	272		70	70	642
Jonathan	C1499415	Expresso	1,018	1,285	199	2,000	80	2,080	422
Jonathan	C1499408	Coffee Express	165	165	358		337	337	351
Jonathan	C1499409	Coffee House	165	165	360		115	115	575
Jonathan Total			1,348	1,615	916	2,000	532	2,532	1,348
Harry	2000	Quick Supplier		604,996	1,620	600,000	55,555	655,555	485,161
Harry	C1499427	No Doze Cafe	165	165	310		64	64	576
Harry	C1499424	Lava Java	193	12,068	267	10,000	50	10,050	2,477
Harry	C1499439	The Hideout	600	600	1,005		273	273	1,932
Harry	C1499432	Steamy Beans Coffee	1,210	1,210	706		280	280	2,847
Harry	C1499433	Tatianas Cafe	2,120	2,142	1,129		30	30	5,361
Harry	C1499434	The Busy Bean	1,285	1,285	2,140		47	47	4,663
Harry	C1499436	The Family Bean	411	700	1,361		1,223	1,223	1,249
Harry Total			5,984	623,165	8,538	610,000	57,521	667,521	504,266
Chris	C1499423	Jumpstart Coffee Shop	220	17,870	1,120		63	63	19,147
Chris	C1499404	Base & Cream Cafe	103	103	310		703	703	304

Production & Costing

Easily manage your manufacturing and consumption based on BOM, and see your profit margins.



Production & Costing – Major Reports

BOM Design

Manufactured Items	00026 Beef Barbecue Pizza	Process	00004 Packing
BOM ver.	Default	Default Manufacture Qty.	1
Qty. :	1	Apply	Expand Collapse

Item Code (Item Name, Spec., Unit)	Balance	Qty. Consumed	Remarks
00027 : Baked Pizza - EA	3	1	
00028 : Pizza Dough [[Garlic]] - EA	110	1	
00034 : Flour [[California]] - g	299,604	150	
00035 : Sugar - g	4,793	20	
00036 : Yeast - g	5,662	10	
00037 : Salt - g	1,700,721	10	
00031 : Beef Barbecue - g	558,377	300	
00032 : Mozzarella Cheese Spread - g	144,186	150	
00033 : Tomato Chili Sauce - g	91,135	30	
00029 : Ribbon [[red]] - EA	10	1	
00030 : Packing Box - EA	10	1	
Total	23	3	

Goods Receipt/Consumed Status

Date-No.	Manufactured Item Code	Manufactured Item Name	Consumed Item Code	Consumed Item Name	Manufactured Qty.	Std. Qty. Consumed	Act. Qty. Consumed	Difference	Manufactured Item Price	Consumed Item Price	Amount
11/Dec/2019 -1	00028	Pizza Dough			7,435						
11/Dec/2019 -1	00028	Pizza Dough							115,250	10	
11/Dec/2019 -1	00028	Pizza Dough							148,700	10	
11/Dec/2019 -1	00028	Pizza Dough							74,400	-50	-500
11/Dec/2019 -1	00028	Pizza Dough							74,000	350	3,500
11/Dec/2019 -6	00027	Baked Pizza								150	
11/Dec/2019 -6	00028	Pizza Dough				1,115,250	1,115,250		50		
11/Dec/2019 -6	00027	Baked Pizza				148,700	148,700			50	-550
11/Dec/2019 -6	00027	Baked Pizza				74,350	74,400	-50	870,700	-700	-7,000
11/Dec/2019 -6	00027	Baked Pizza				74,350	74,000	350	435,000		10
11/Dec/2019 -6	00027	Baked Pizza							87,000		10
11/Dec/2019 -6	00028	Pizza Dough				435,000					10
11/Dec/2019 -6	00028	Pizza Dough							58,010	-10	-100
11/Dec/2019 -6	00028	Pizza Dough							29,000		10
11/Dec/2019 -6	00028	Pizza Dough				2,900	2,911	-11	29,150	-150	-1,500
16/Dec/2019 -3	00027	Baked Pizza				870,000	870,700	-700		150	
16/Dec/2019 -3	00027	Baked Pizza							902		50
16/Dec/2019 -3	00027	Baked Pizza				435,000	435,000		270,600		10
16/Dec/2019 -3	00027	Baked Pizza							135,300		10
16/Dec/2019 -3	00027	Baked Pizza				87,000	87,000		27,060		10
16/Dec/2019 -3	00027	Baked Pizza				435,000	435,000				

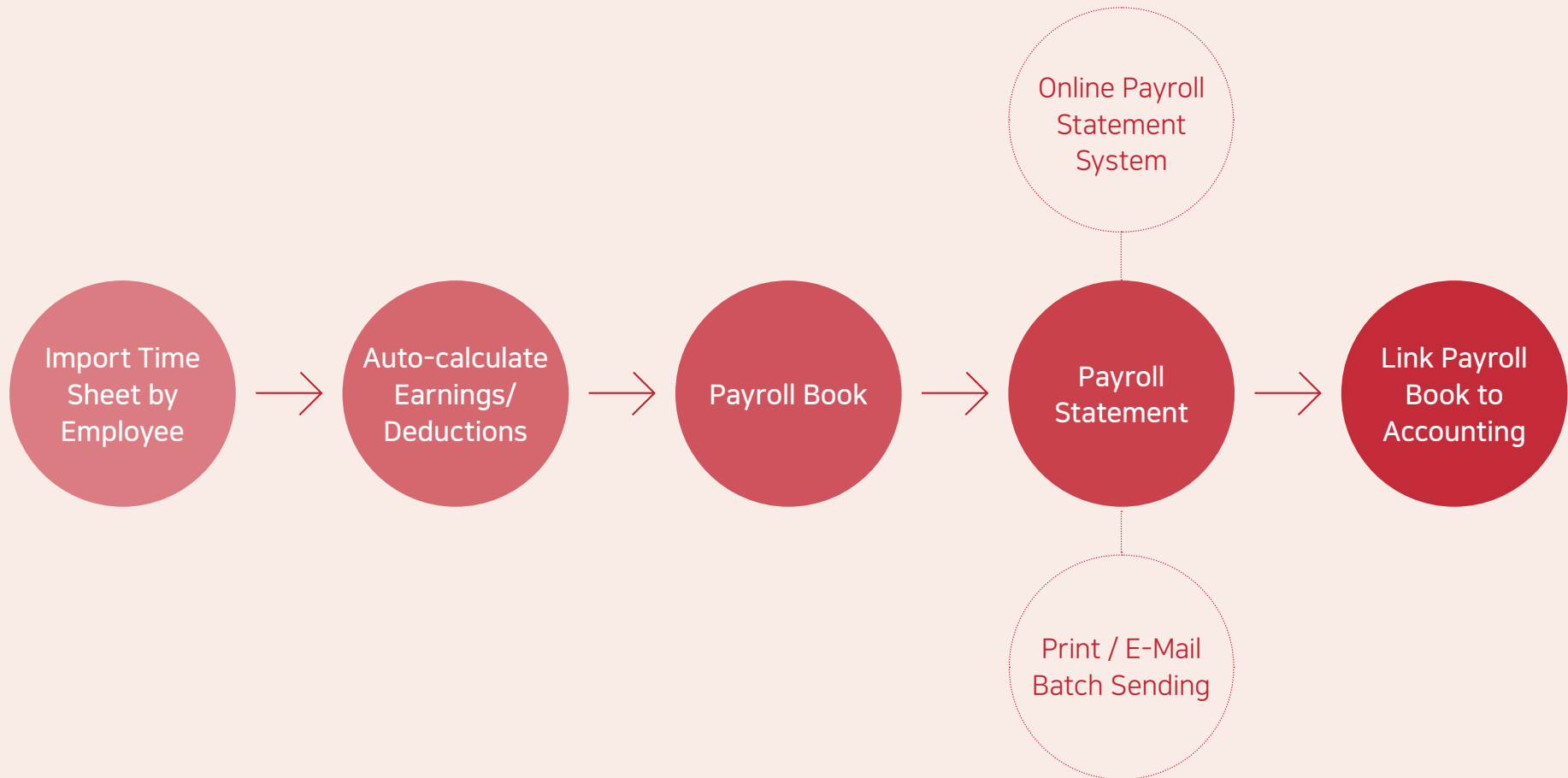
Profit Status by Item

Company Name : E	Cost		Profit		Profit Ratio
	Price	Amount	Price	Amount	
Item Code	35.00	140	15.00	60	30%
8801046278124	35.00	5,390	19.87	3,060	36%
8801046278125	35.00	4,340	19.52	2,420	36%
8801046278126	35.00	840	15.00	360	30%
8801046278127	35.00	840	15.00	360	30%
8801046278128	35.00	840	16.67	400	32%
8801046278129	35.00	105	15.00	45	30%
8801046278131	35.00	105	15.00	45	30%
8801046278132	35.00	105	15.00	45	30%
8801046278133	35.00	105	15.00	45	30%
	40.00	12,400	29.84	9,250	43%
	40.00	12,400	29.84	9,250	43%
	38.97	39,750	40.74	41,550	51%
	76,205	66,395			47%

Outsourcing Progress Status

Job Order No.	Item	Based on BOM			Production			Unmanufactured J/O	Current Inv.	
		Process	Date	Required Qty.	Factory	Process	Date			Qty.
04/Jan/2020 -1	Pizza Dough [[Garlic]]	Paste	30/Jan/2020	3,000	Paste_Outsourcing	Paste	30/Jan/2020 -1	2,800	200	965
	00028 / Pizza Dough Total			3,000				2,800	200	965
04/Jan/2020 -2	Baked Pizza	Baking	30/Jan/2020	5,000	Baking_Outsourcing	Baking	10/Jan/2020 -1	2,500	2,500	5
	00027 / Baked Pizza Total			5,000				2,500	2,500	5
05/Jan/2020 -1	Pizza Dough [[Garlic]]	Paste	25/Jan/2020	1,500	Paste_Outsourcing	Paste	22/Jan/2020 -1	1,500		965
	00028 / Pizza Dough Total			1,500				1,500		965
04/Jan/2020 -2	Baked Pizza	Baking	30/Jan/2020	5,000	Baking_Outsourcing	Baking	10/Jan/2020 -1	2,500	2,500	5
	00027 / Baked Pizza Total			5,000				2,500	2,500	5
05/Jan/2020 -1	Pizza Dough [[Garlic]]	Paste	25/Jan/2020	1,500	Paste_Outsourcing	Paste	22/Jan/2020 -1	1,500		965
	00028 / Pizza Dough Total			1,500				1,500		965
09/Jan/2020 -1	Baked Pizza	Baking	25/Jan/2020	600	Baking_Outsourcing	Baking	21/Jan/2020 -1	590	10	5
	00027 / Baked Pizza Total			600				590	10	5
10/Jan/2020 -1	Baked Pizza	Baking	25/Jan/2020	950	Baking_Outsourcing	Baking	23/Jan/2020 -1	950		5
	00027 / Baked Pizza Total			950				950		5
11/Jan/2020 -1	Pizza Dough [[Garlic]]	Paste	28/Jan/2020	750	Paste_Outsourcing	Paste	28/Jan/2020 -1	700	50	965
	00028 / Pizza Dough Total			750				700	50	965
17/Jan/2020 -1	Pizza Dough [[Garlic]]	Paste	30/Jan/2020	700	Paste_Outsourcing	Paste	28/Jan/2020 -1	700		965
	00028 / Pizza Dough Total			700				700		965

Easily calculate payroll, and conveniently send payroll statements.



HR & Payroll – Major Reports

Payroll Book

Nov/2019 Monthly (Payroll)

Company Name : ECOUNT Employee No. : 22
Payment Date : 15/Dec/2019

Code	Name	Salary	Food Expenses	Vehicle Maintenance Expenses	Weekend Work Allowance	Income Tax	Residence Tax	National Pension	Net Amount
Hired Date	Dept. Name	Overtime Allowance	Sales Incentive	Bonus	Misc. Allowance	Health Insurance	Company Club Due	Total Deductions	
10000	John	2,500	150				15	180	2,424
30/Oct/2018	Customer Support	2,697	23.5	23.5		53	25	273	
10001	Seungkwan	4,350	150				15	180	4,662
06/Apr/2015	Marketing	4,935	435			53	25	273	
2011-01	Chief park	4,000	150				15	180	3,924
01/Jan/2013	Customer Support	4,197	23.5	23.5		53	25	273	
2012-101	Jo	4,350	150				15	180	5,097
11/Oct/2012	Marketing	5,370	435	435		53	25	273	
2013-01	Hul	2,000	150				15	180	1,924
01/Apr/2014	Customer Support	2,197	23.5	23.5		53	25	273	

Payroll Statement

Nov/2019 Monthly (Payroll)

ECOUNT

Employee Code	2016-071	Name	Smith		
Dept.	Customer Support	Payment Date	22/Dec/2019		
Total Earnings	4,650	Total Deductions	508	Net Amount	4,142

Earnings Name	Amount	Formula
Salary	2,350	
Food	100	
Vehicle Maintenance Expenses	200	Apply Formula
Sales Incentive	2,000	
Total	4,650	

Deduction Name	Amount
Income Tax	235
Residence Tax	15


Paid Leave Status

Company Name : ECOUNT

Paid Leave Name	Dept. Name	Total	Used	Remaining Days
2019 Paid Leave	Purchasing	20	13	7
2019 Paid Leave	Marketing	15	10	5
2019 Paid Leave	Marketing	20	10	10
2019 Paid Leave	Marketing	15	10	5
2019 Paid Leave	Purchasing	15	3	12
2019 Paid Leave	Customer Support	15	3	12
2019 Paid Leave	Customer Support	15	3	12
2019 Paid Leave	Marketing	15	1	14
2019 Paid Leave	Customer Support	20	1	19
2019 Paid Leave	HR	15	1	14
2019 Paid Leave	Customer Support	15	1	14
2019 Paid Leave	Marketing	15	1	14
Total		180	53	127

Employee Profile

ECOUNT

	Hired Date	01/Jan/2013	Name	Harry Park
	Dept.	Customer Support	Date of Birth	06/Jun/1991
	Email	xregrette@ecounterp.com		
	Address	A2-9-3 Soho Suites KLCC, 20, Jalan Perak, Kuala Lumpur, 50450		
	Phone	03-2181-1583	Contact	03-2181-1583
	Position	Team Director	Title	

Education

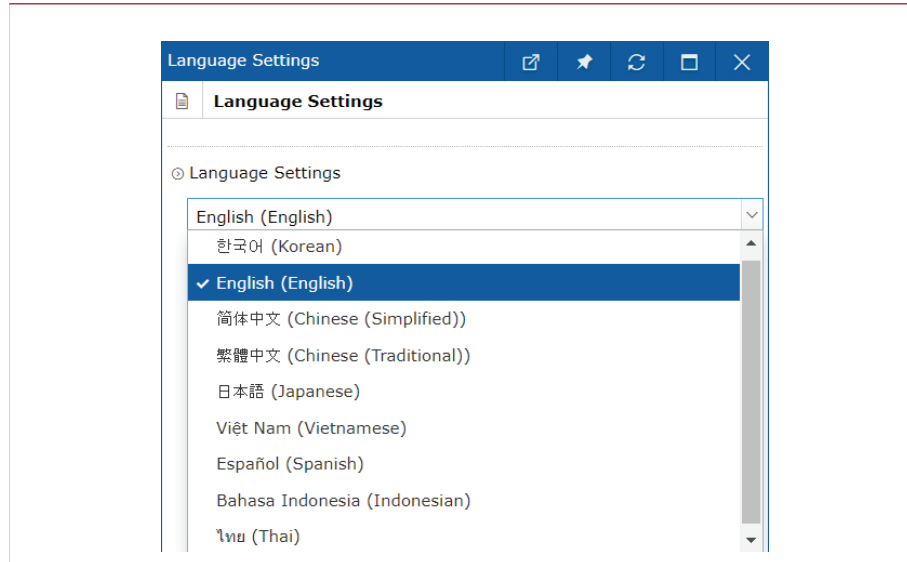
Education	Institution Name	Enrollment Date	Graduation Date	Major	Graduation
High School	Parsons Design School	02/03/2007	28/02/2009	Fashion	Y
University	University of Harvard	02/03/2010	28/02/2015	Literature	Y

Language

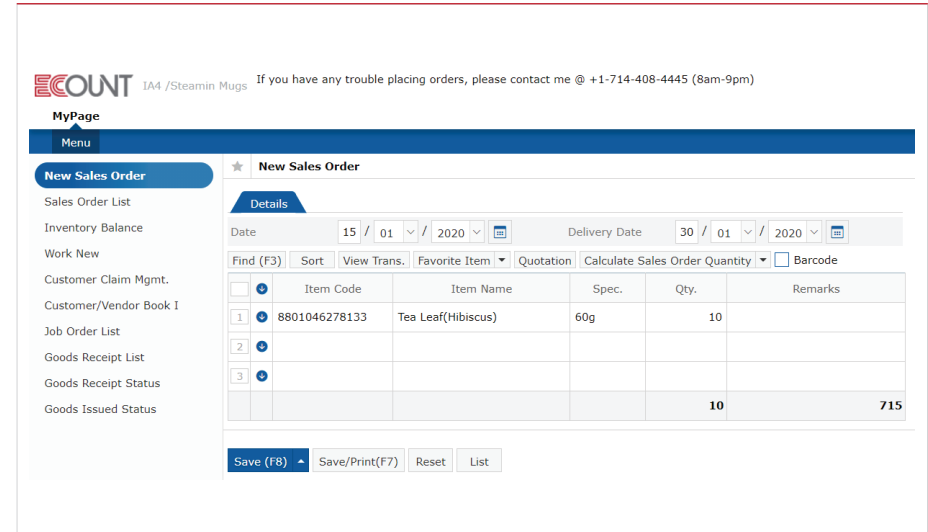
Country	Certificate	Date of Aquisition
France	DFI F R2	04/Mar/2013

Free Additional Services

User Language Customization, Multilingual ERP

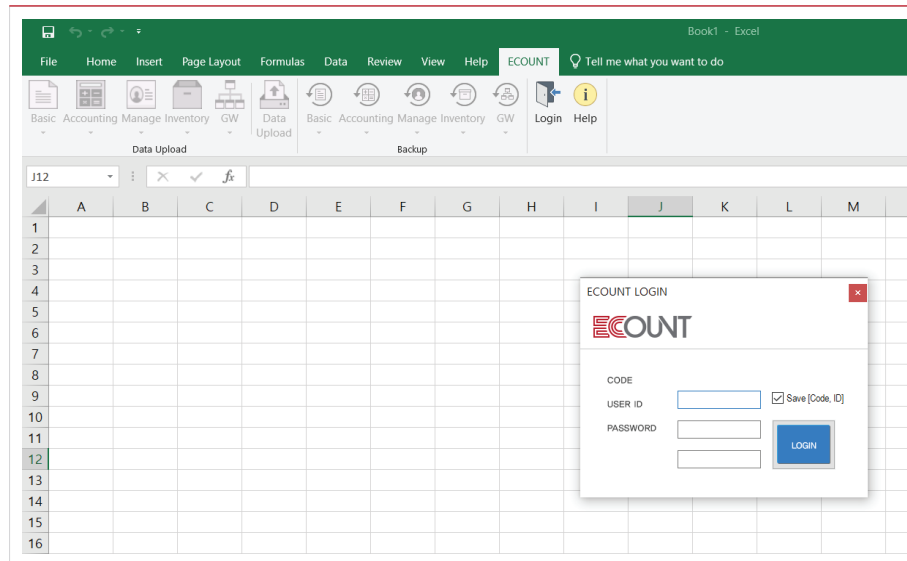


CS Portal - Online Ordering System

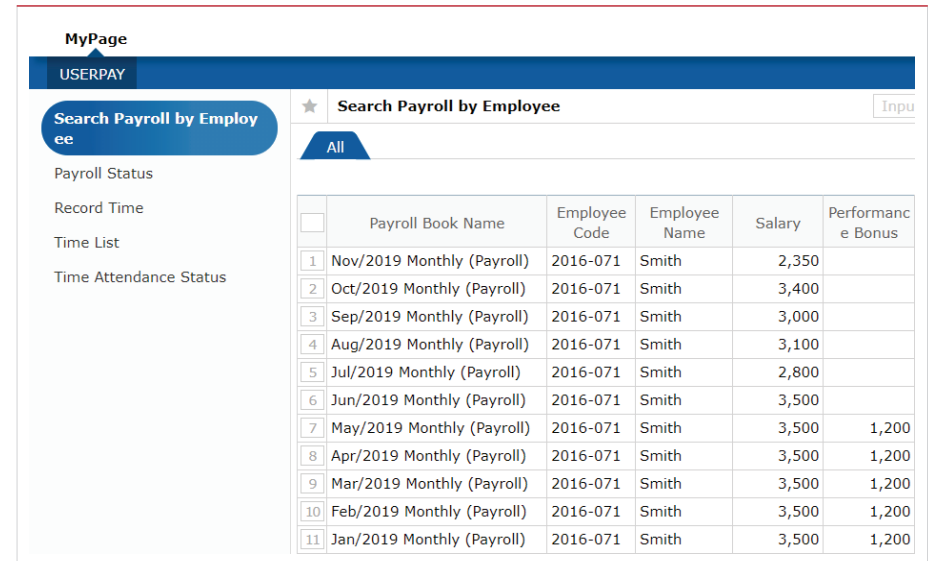


Place & receive orders directly in online CS Portal

Data Batch Upload via Excel Add-in




Online Payroll Statement System (Userpay)

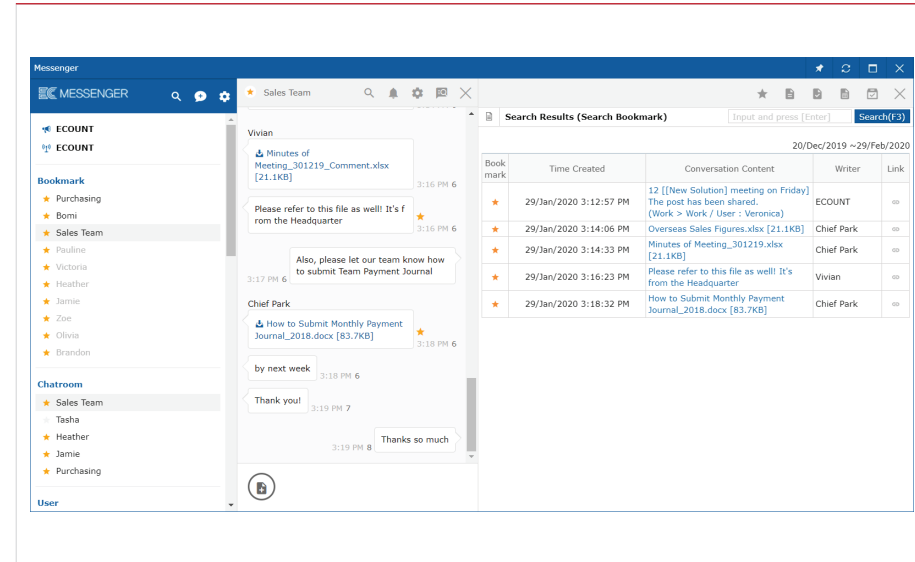


Free Additional Services

Enjoy All ERP Features on Mobile, ECOUNT App



Corporate Messenger



Bank Statement Service

	Date	Bank Account No.	Type	Depositor (Withdrawal)	Customer/Vendor Code	Amount	Balance	Account Voucher
1	30-Jan-2020		Receipt			600.00	76,885.16	
2	30-Jan-2020		Receipt		157493	200.00	76,285.16	30-Jan-2020-3
3	29-Jan-2020		Receipt		120920	200.00	76,085.16	29-Jan-2020-7
4	29-Jan-2020		Receipt		167579	600.00	83,823.56	29-Jan-2020-4
5	29-Jan-2020		Receipt		178045	600.00	83,223.56	29-Jan-2020-3
6	23-Jan-2020		Receipt		180081	80.00	82,623.56	23-Jan-2020-16
7	23-Jan-2020		Receipt		182303	2,200.00	82,543.56	23-Jan-2020-15
8	23-Jan-2020		Receipt		182818	2,200.00	80,343.56	23-Jan-2020-13

Easily convert bank transaction details into Accounting vouchers

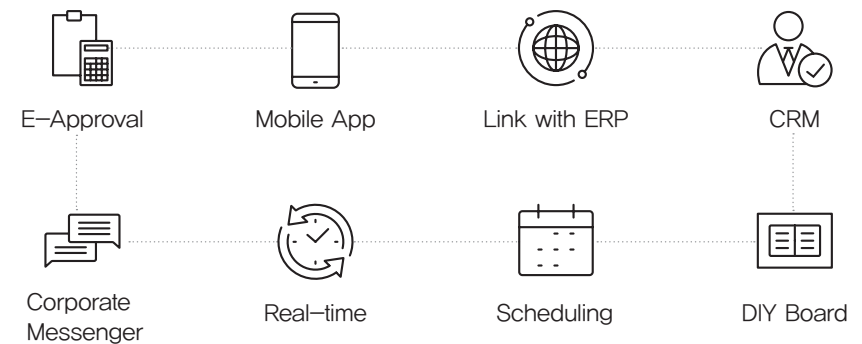
Additional Features

Add optional paid features according to your needs.

Groupware

Affordable price of RM40/month per 5 Users
(50GB provided)

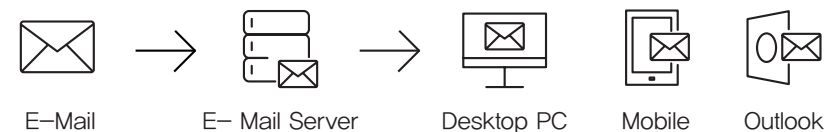
- E-Approval linkage with ERP slips
- Bulletin boards for work-sharing
- Business contact & Client list mgmt., Timesheet mgmt.
- Schedule mgmt. & File storage for images and documents
- Create DIY boards and posts
- Project progress mgmt., Gantt Charts



Webmail

Affordable price of RM20/month per 10 Users
Large webmail capacity of 20GB available

- Innovative synchronization technology via IMAP
- Email communication anytime, anywhere through sync with Outlook & mobile devices
- Through link to ERP, all e-mails at a glance with only one login
- Send statements such as Sales Invoices through ERP, with your own e-mail account as the sender
- Filter spam mails on server with ECOUNT's own powerful spam engine



Chapter. 03

About ECOUNT ERP



Customer Support



Support for Subscribers



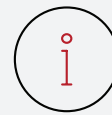
Online Training

Online/remote training upon subscription
Guide on overall setup & basic data registration & program functions



Video Tutorial & Manuals

Video Tutorial for easy guidance in 6 languages
Online Manual and a list of FAQs



Customer Support

Consultation call (Call-back) with remote control and screen sharing
Online/screencast inquiry
Video recording inquiry



Free Upgrades

Weekly function upgrades
Customer suggestions & feedback

ECOUNT helps your business become more efficient.

Founded

Aug. 18, 1999

Customers

70,000+
Worldwide

Branch



South Korea Office

(Headquarter in Seoul
/Branches in Busan,Daejeon,
Jeonju/Incheon CS center)



Vietnam Office

(Ho Chi Minh, Vietnam)



Indonesia Office

(Jakarta, Indonesia)

Main Business Area

Web-based ERP
Development & Service Support

Employees

385
employees



China Office

(Shanghai, China)



Malaysia Office

(Kuala Lumpur, Malaysia)



Philippines Office

(Makati, Philippines)



Taiwan Office

(New Taipei, Taiwan)



Thailand Office

(Bangkok, Thailand)

AS OF JAN, 2024





Though change does not guarantee success,
businesses must learn to adapt in order to survive in the changing world.
Ecount supports an Efficient Change of your business.

