



EFFICIENT CHANGE

ECOUNTERP

PROPOSAL



CONTENTS

1. System Overview

ECOUNT ERP?	02
Chosen by 70,000 Companies	03
Why Do Many SMEs Choose ECOUNT	04
What Makes ECOUNT Different	05

2. Features

Feature Highlights	10
Inventory Management	12
Accounting Management	14
Sales	16
Purchase & Orders	18
Production & Costing	20
HR & Payroll	22
Free Additional Services	24
Additional Features	26

3. About ECOUNT ERP

Customer Support	28
Company Information	29

Chapter. 01

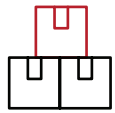
System Overview



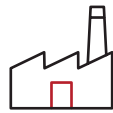
• ECOUNT ERP?

ECOUNT ERP is a complete **web-based ERP**, with **all the necessary functions** you need at \$55/month.

Major Features of ECOUNT ERP



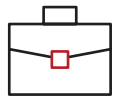
Inventory



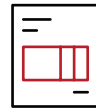
Production



Accounting



Sales



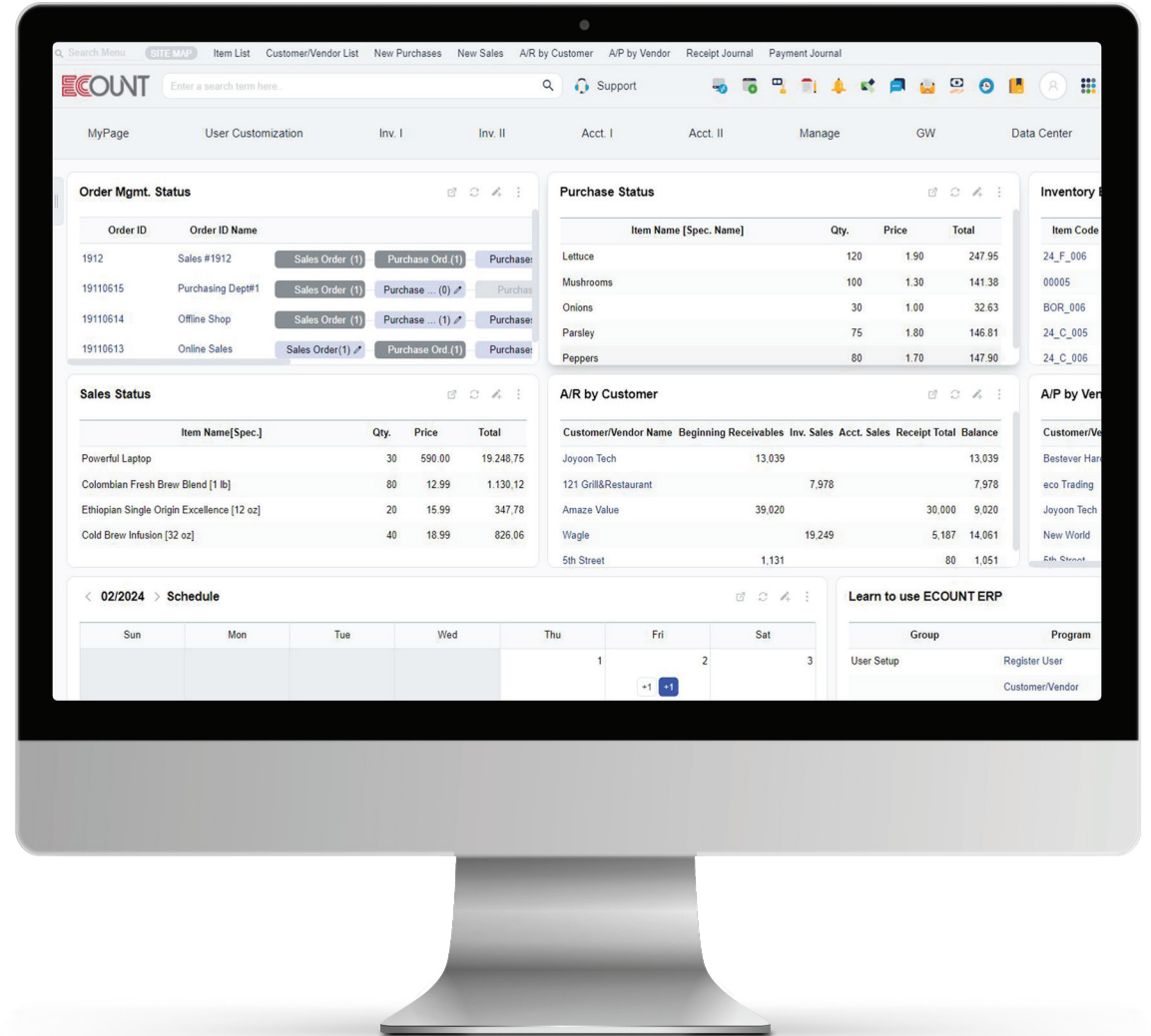
Purchases



HR



Payroll



Chosen by 70,000 Companies

70,000+ enterprises worldwide are with ECOUNT.

Any industry can use ECOUNT (Manufacturing/Distribution/Service/Non-profit and many more)



Electronics /Parts



Food /Agriculture



Industrial Machinery



Automotive Parts



Steel/Rubber /Plastic



Textile /Clothing



Communication Devices



Medical Appliances



Cosmetics



Computer /Software



Education



Transport /Shipping



Construction



Non-profit Organizations





Publishing /Printing





Others


Customer Country List (Rank)


1 South Korea 


2 Taiwan 


3 China 


4 Thailand 


5 Vietnam 


6 Indonesia 


7 Malaysia 


8 USA 


9 Philippines 


10 Ghana 


11 Japan 


12 Hong Kong 


13 Singapore 


14 Mexico 


15 Australia 

16 UAE 

17 Cambodia 

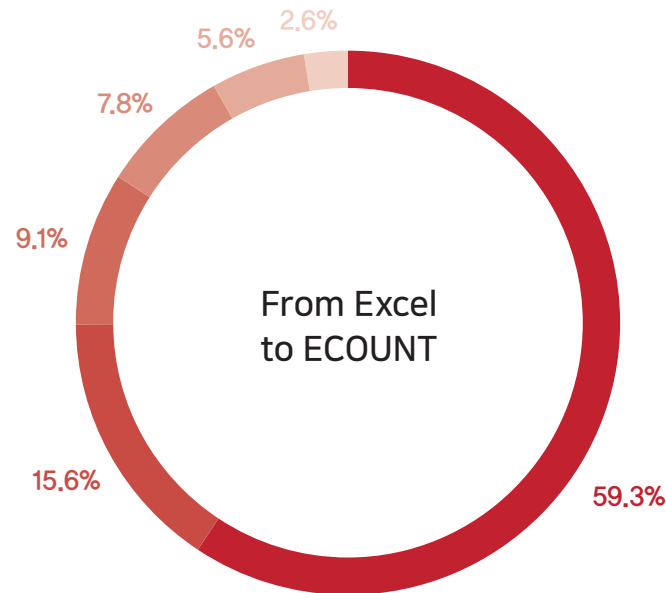
18 Canada 

19 India 

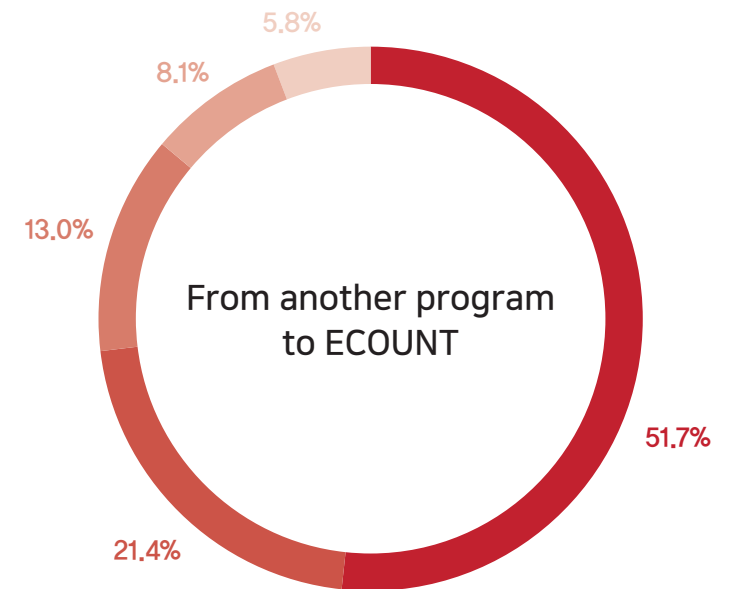
20 Russia 

Why Do Many SMEs Choose ECOUNT

We asked 1,000 ECOUNT-using companies,
 “Why ECOUNT ERP?”



- 59.3% Due to limits of manual management
- 15.6% Real-time work sharing
- 9.1% Due to human errors with increasing data
- 7.8% To implement an advanced system
- 5.6% Efficient work between departments
- 2.6% Others



- 51.7% Lack of features of Inventory or Accounting
- 21.4% Need for an integrated management between Inventory/Accounting/Production
- 13.0% Real-time work sharing
- 8.1% Increasing cost from growing number of users
- 5.8% The existing program company closed

With only ECOUNT, ALL WORK can be managed.



All Features in an ERP

Inventory/Accounting/Production
/Sales/Purchases/HR/Payroll



Unlimited Users

No additional fee for extra users
Individual authorization setting per ID



Various Reports

Access various reports necessary for management
Data entry syncs to reports in real-time

Customizable Report Templates

With ECOUNT, you can customize report templates to fit your own company.

Without having to additionally use Excel or Word, you can access reports optimized for your work process.

Each report can be customized up to 50 unique templates.

Sales Status							
Company Name : ECOUNT				01/Jan/2020 ~ 29/Jan			
Date-No. ▾	Item Name[Spec.] ▾	Qty. ▾	Price ▾	Pretax ▾	Tax ▾	Total ▾	Customer/Vendor Name
01/Jan/2020 -1	Hand Wash(Bubble) [20mL]	1	100	100	10	110	Aroma Mocha
01/Jan/2020 -2	Hand Wash(Mint) [20mL]	1	100	100	10	110	Bakers Delight
01/Jan/2020 -3	Hand Wash(Soap) [20mL]	1	100	100	10	110	Baristas
01/Jan/2020 -4	Hand Wash(Rose) [20mL]	1	50	50	5	55	Beans n Cream Cafe
01/Jan/2020 -5	Hand Wash(Lavender) [20mL]	1	50	50	5	55	Beany Business
01/Jan/2020 -6	Hand Wash(Camomile) [20mL]	1	50	50	5	55	Boston Barista
01/Jan/2020 -7	Hand Wash(Strawberry) [20mL]	1	50	50	5	55	Club Coffee
01/Jan/2020 -8	Hand Wash(Blueberry) [20mL]	1	50	50	5	55	Coffee Express
01/Jan/2020 -9	Hand Wash(Powder) [20mL]	1	50	50	5	55	Coffee House
01/Jan/2020 -10	Hand Wash(Cotton) [20mL]	1	50	50	5	55	Coffee Time
01/Jan/2020 -11	Tea Leaf(Pepper mint) [60g]	1	65	65		65	Cond Cafe

Sales Status (Default)

Sales Performance by PIC							
Company Name : ECOUNT				01/Jan/2020 ~ :			
Date ▾	PIC Name ▾	Item Name[Spec.] ▾	Qty. ▾	Price ▾	Pretax ▾	Total ▾	Customer/Vendor
01/Jan/2020	Lauren	Hand Wash(Bubble) [20mL]	1	100	100	110	Aroma M
01/Jan/2020	Lauren	Hand Wash(Rose) [20mL]	1	50	50	55	Beans n Cre
01/Jan/2020	Lauren	Hand Wash(Camomile) [20mL]	1	50	10	111	Steamin
01/Jan/2020	Lauren	Hand Wash(Strawberry) [20mL]	1	50	50	50	Steamy Bea
Lauren Total			4	250	210	326	
01/Jan/2020	Jonathan	Hand Wash(Soap) [20mL]	1	100	100	110	Barist
01/Jan/2020	Jonathan	Hand Wash(Lavender) [20mL]	1	50	50	55	Beany Bu
01/Jan/2020	Jonathan	Hand Wash(Camomile) [20mL]	1	50	50	55	Boston B
01/Jan/2020	Jonathan	Hand Wash(Lavender) [20mL]	1	50	50	50	Spiced Ch
01/Jan/2020	Jonathan	Hand Wash(Blueberry) [20mL]	1	50	50	50	TAO(Chi
Jonathan Total			5	300	300	320	
01/Jan/2020	Amy	Hand Wash(Mint) [20mL]	1	100	100	110	Bakers D

Sales by PIC (Title modified, Standard & Subtotal of PIC added)

What Makes ECOUNT Different

Share everything Anytime & Anywhere in Real-time.

100% Web-based System

Use anytime, anywhere with just Internet access, without having to install anything

Mobile App

Same access to all ERP features with Mobile App as with PCs

Corporate Messenger

Messenger function optimized for work sharing – ERP slips and files can be shared as well

Various Types of Notification

Quick work sharing by sending Message, Push to App, and Email notifications

The image displays the ECOUNT ERP system interface. The desktop view shows a dashboard with several data tables and navigation menus. The mobile app view shows a login screen with fields for company code, ID, and password.

Desktop Interface:

- Navigation Menu:** Search Menu, SITE MAP, Item List, Customer/Vendor List, New Purchases, New Sales, A/R by Customer, A/P by Vendor, Receipt Journal, Payment Journal.
- Search Bar:** Enter a search term here.
- MyPage:** User Customization, Inv. I, Inv. II, Acct. I, Acct. II, Manage, GW, Data Center.
- Order Mgmt. Status:**

Order ID	Order ID Name	Sales Order (1)	Purchase Ord. (1)	Purchase:
1912	Sales #1912	Sales Order (1)	Purchase Ord. (1)	Purchase:
19110615	Purchasing Dept#1	Sales Order (1)	Purchase ... (0)	Purchase:
19110614	Offline Shop	Sales Order (1)	Purchase ... (1)	Purchase:
19110613	Online Sales	Sales Order (1)	Purchase Ord. (1)	Purchase:
- Purchase Status:**

Item Name [Spec. Name]	Qty.	Price	Total
Lettuce	120	1.90	247.95
Mushrooms	100	1.30	141.38
Onions	30	1.00	32.63
Parsley	75	1.80	146.81
Peppers	80	1.70	147.90
- Inventory:**

Item Code
24_F_006
00005
BOR_006
24_C_005
24_C_006
- Sales Status:**

Item Name[Spec.]	Qty.	Price	Total
Powerful Laptop	30	590.00	19,248.75
Colombian Fresh Brew Blend [1 lb]	80	12.99	1,130.12
Ethiopian Single Origin Excellence [12 oz]	20	15.99	347.78
Cold Brew Infusion [32 oz]	40	18.99	826.06
- A/R by Customer:**

Customer/Vendor Name	Beginning Receivables	Inv. Sales	Acct. Sales	Receipt Total	Balance
Joyoon Tech	13,039				13,039
121 Grill&Restaurant		7,978			7,978
Amaze Value	39,020			30,000	9,020
Wagle		19,249		5,187	14,061
5th Street	1,131			80	1,051
- Schedule:** < 02/2024 > Schedule

Mobile App Interface:

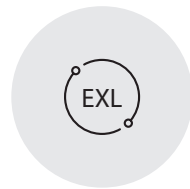
- EFFICIENT CHANGE ECOUNTERP**
- ID Login** / **QR Login**
- Company Code**
- ID**
- Password**
- Save Code/ID
- Find login information
- Clock In
- Login**
- Product Demo**
- Related Site**
- Save [Code, ID] Clock In
- Login**

Work becomes Easy and Convenient.



Menu Setup

Only the menus you need!
Select whether to use each
feature or not



Interlink with Excel

Easy upload of existing data
into ERP
Export entered data and reports
in Excel files



CS Portal

Real-time online ordering system
Customer/agent/branch
management



Interlink with Online Stores

Import store orders into ERP
Apply data to ERP
Sales/Purchase/Inventory

• What Makes ECOUNT Different

Affordable Price

		Price	Provided
ERP Service Fees	Subscription Fee	\$55/month \$600/year	<ul style="list-style-type: none"> Unlimited ERP use / unlimited user IDs Free online / remote training upon subscription Expert training and consultation available anytime Online manuals / video tutorials 10 Default Groupware users included
	Free Additional Services	No Extra Charge	<ul style="list-style-type: none"> Mobile app / Corporate messenger Online ordering system / Online payroll statement system Multilingual Interface (English, Spanish, Chinese(Simplified/Traditional), Japanese, Vietnamese, Indonesian, and Thai)
Additional Features (Optional)	Groupware	\$10/month	50GB available per 5 Users
	Webmail	\$5/month	20GB available per 10 Users

Chapter. 02

Features



Feature Highlights



Inventory

Integrated Inventory

- Integrated management of Sales/Purchases/Production
- Link with Accounting/Funds

Various Reports

- Data sync to all reports
- Inv. balance/Inv. Trail Book /Summary
- Up to 50 customizable templates
- Location/Item level grouping

Inventory by Warehouse & Stores

- Check Inv. Status by location
- Real-time stock control of multiple locations
- Manage Inv. movement between warehouses

Barcodes

- Stock control by barcodes
- Print different types of labels

After-Sales Service

- History management by repair progress status
- Repair Order/Repair Status



Production

BOM (Bill of Material)

- Auto-calculate consumed material amount
- BOM Process/Usage step

Production Process

- Job Order→Goods Issued →Receipt
- Check progress status by J/O
- Manage outsourcing factories

Costing

- Cost calculation by process/item
- Reflect costs from Labor/Expenses/Outsourcing
- Compare Standard and Actual Cost

Production Scheduling

- Master Production Schedule(MPS) based on Sales Order due dates
- Apply safety stock, lead time, and holidays

Defect / Quality Control

- Manage defects by process/type
- Sampling/Lot inspection
- Inspection report/Qualified Qty. management



Sales

Sales Management

- Quotation→Order→Sales →Shipping
- Invoicing/link to Accounting
- Price by customer/location/item
- Sales forecasting/compare with actual sales
- Auto profit analysis by item /customer

Invoice

- Instantly print invoices after entering in New Sales
- Up to 50 invoice templates
- Send invoices via e-mail

Receivables by Customer

- Sales data sync to customer receivables
- Manage A/R by customer/PIC
- Send Customer Book via e-mail
- Apply credit limits in S/O & Sales

Stock Control

- Check insufficient stock when creating Sales Orders/Sales
- Check outstanding S/O quantities



Purchases

Purchase Planning

- Calculate optimal purchase Qty.
- Manage by Safety Stock/Min. Purchase Qty.

MRP

- Create Material Requirement Plan(MRP) based on MPS
- Sync to Purchase Plan and P/O

Purchase Order

- Create P/O and send to vendors via e-mail
- Check outstanding P/O

Purchase Management

- Request→Plan→Order→Purchase
- Various summaries/status
- Manage A/P by vendor/PIC
- Manage imports/exports and foreign currency/Expenses

Serial / Lot Numbers

- Assign Serial/Lot No. by item
- Track history (production/sales/repair)
- Manage stock on hand by W/H and stores



Additional Features

ECOUNT Mobile App

- Real-time mobile work management
- Barcode scan by camera

Corporate Messenger

- Share ERP slips, e-Approval, files
- Company Messenger controlled by managers

Multilingual ERP

- English, Spanish, Japanese, Chinese(Simplified/Traditional), Vietnamese, Indonesian, Thai

Link with Online Stores

- Import store order data and transfer to ERP



Accounting & Funds

Management Reports

- Financial reports on funds/income
- Financial statements for external reporting
- Various Ledgers
- Check funds status in real-time

Accounts Receivable / Payable

- A/R by Customer, A/P by Vendor
- Analyze AR/AP Aging/Balance
- View balance based on each Sales /Purchase history

Costing / Profit

- Analyze monthly [Profit/Cost]
- Cost calculation of manufacturing /labor expenses

E-approval

- Approval of various Acct. journals and vouchers
- Payment Journal, S/A Journals and more.

Accounting by Site

- Segmentation by department/project /establishment
- Voucher entry/Profit & Loss Reports

Fast Entry

- Double-entry journalizing for experts
- Auto-journalizing for non-experts
- Link with Sales/Purchases/Payroll data
- Upload vouchers and journals via Excel

Vouchers

- Search, modify, delete, and track quickly
- Send copies and invoices via e-mail
- Print Payment/Receipt Journals

Forecast / Budget

- Manage Receipt/Payment schedule
- Daily/Monthly/Yearly Forecasts
- Set budgets and manage limits

Fixed Assets / Notes

- Manage Increase/decrease/depreciation of fixed assets
- Track Issue/Receipt/Discount/Payment of notes

Foreign Trading / Currency

- Manage incidental expenses for each import
- Create Invoice/Packing List



Payroll & HR

Payroll

- Payroll Book/Statement
- Setup your own Earnings/Deductions
- Send Payroll Statements via e-mail
- Online Payroll Statement (UserPay)

Time Mgmt.

- Clock In/Out Management
- Daily/Monthly attendance logs
- Track overtime and tardiness
- Apply time attendance to payroll calculation
- Remaining paid leave/vacation

HR

- Register employee information profile
- Manage personnel department changes
- Search Employee Status by condition
- Employee profile printouts
- Employment/Job Experience/Retirement Certificates
- Employed/Retired employees manage



Additional Features

Groupware (Paid)

- E-Approval: linkage with ERP
- Work sharing via Boards
- Scheduling and Clock In/Out
- Client List/Business Contact
- Project management [Gantt Chart]
- MyStorage/Image Storage

Webmail (Paid)

- Large capacity of 20GB per 10 Users
- Sync to Outlook/Mobile

Online Ordering System

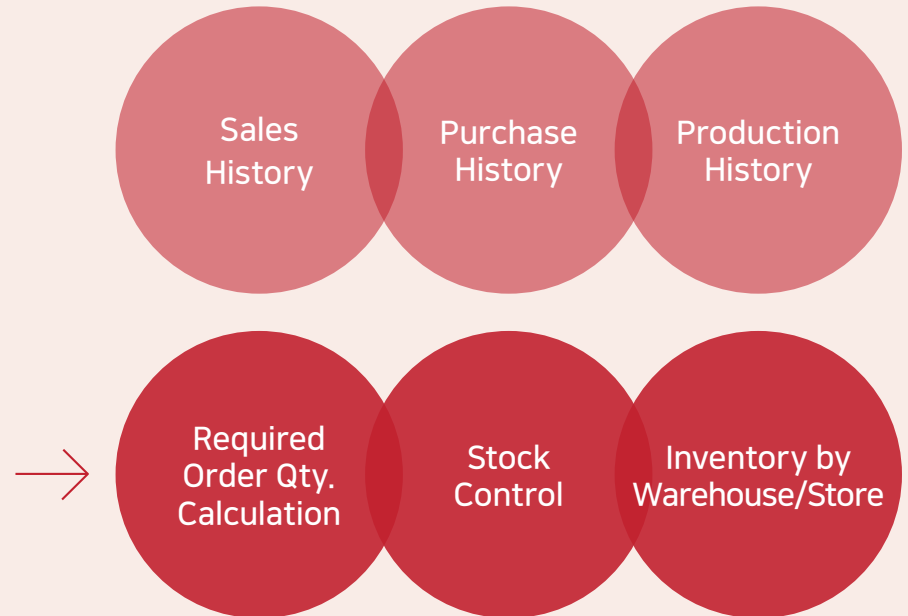
- Real-time online ordering
- Manage customer/agent/branch

Online Payroll Statement System

- Directly view payroll online
- Print payroll statements

Inventory Management

Simply enter Sales/Purchases/Production, and let ECOUNT take care of your Inventory.



Inventory Management - Major Reports

Inv. Balance by Location

Company Name : ECOUNT / CA Warehouse and more		CA Warehouse	US Distribution W/H	on W/H
Item Code	Item Name			
00000	Guatemala	472	70	70
00001	Yirgacheffe	135	71	71
00002	Arabica	141	72	72
00003	Packaging Paper			73
00004	Hazelnut	142	73	74
00005	Bottle	143	74	75
00006	Hazelnut Americano Bottle (Yirgacheffe)			219
00007	Hazelnut Americano Bottle (Arabica)	144	75	77
0000A	Milk	295	219	78
0000B	Salted Bacon			1,085
10006	Raisin Roll	246	77	11
10007	Glazed Doughnut	147	78	12
10008	Hazelnut Americano Bottle (Guatemala)	148	1,085	13
10010	Coffee table(mini)	276	11	4
10011	Coffee table(medium)			5
10012	Coffee table(large)	1,165	12	6
10013	Menu stand	891	874	17
10014	POS monitor holder	552	534	18

Inv. Book

Company Name	Remarks	Increase	Decrease	Balance	on/2020
Date	Beginning			1,801	Balance
	Sales		160	1,641	1,641
20/Dec/2019	Sales		473	1,168	1,168
20/Dec/2019	Defect - Expiry Date Finished		10	1,158	1,158
21/Dec/2019	Purchase	4		1,162	1,162
21/Dec/2019				1,212	1,212
30/Dec/2019	Outsourced Production	50		1,212	1,122
	Sales		90	1,122	1,122
	Total	54	733	1,122	

Inventory Change History

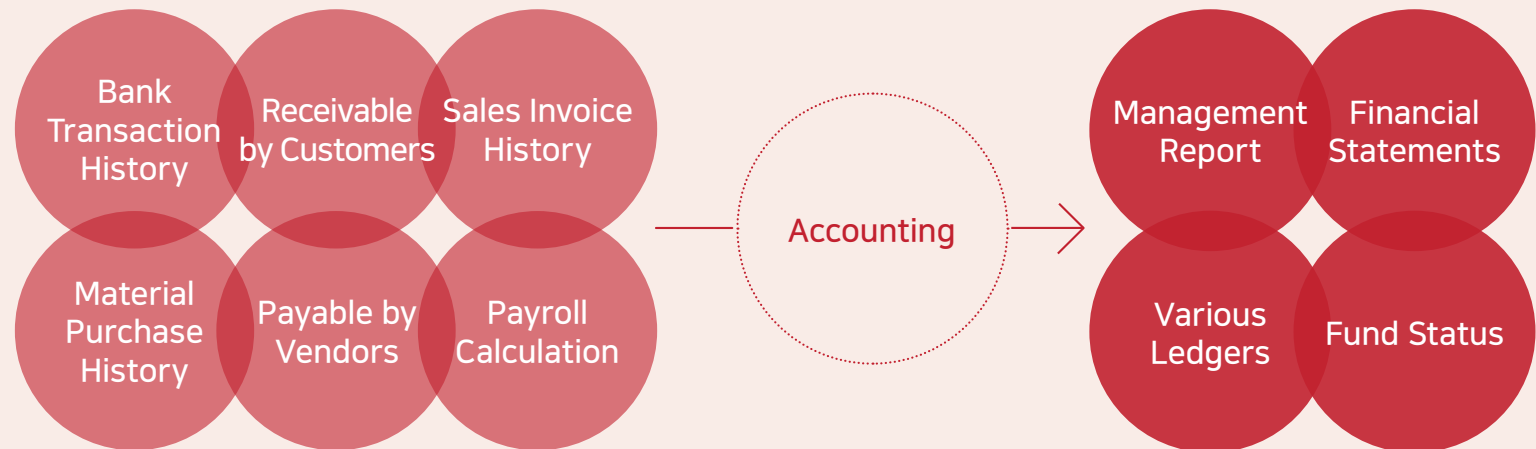
Company Name : ECOUNT		01/Dec/2019 ~ 30/Jan/2020			
Item Code	Item Name	Beginning	Increase	Decrease	Balance
00008	Cheese Twist	16	1	12	5
00010	Coffee table(mini)	145	0	106	39
00011	Coffee table(medium)	92	41	116	17
00012	Coffee table(large)	371	50	92	329
00013	Menu stand	1,725	55	0	1,780
00014	POS monitor holder	1,689	50	0	1,739
00026	Beef Barbecue Pizza	1,407	2	1,407	2
00027	Baked Pizza	1,576	3,835	5,408	3
00028	Pizza Dough	1,585	18,762	20,337	10
00029	Ribbon	0	10	0	10
00030	Packing Box	0	10	0	10
00031	Beef Barbecue	0	10	0	10
00032	Mozzerella Cheese Spread	1,477	1,703,000	1,146,100	558,377
00033	Tomato Chili Sauce		1,495	200,300	110,660
00034	Flour [California]		1,504	3,101,500	2,803,400
00035	Sugar		1,513	375,200	371,920
00036	Yeast		1,522	185,100	180,960

Serial/Lot No. Inv. Book

Item Name	Serial/Lot No.	Slip Type	01/Jan/2020 ~ 30/Jan/2020			
			Increase	Decrease	Balance	Link
Pizza Dough	01012020_1	Goods Receipt				
Pizza Dough	01012020_1	Sales				
01012020_1 Total			1	1	1	02/Jan/2020 -1
Pizza Dough	01012020_2	Goods Receipt				
Pizza Dough	01012020_2	Sales				
01012020_2 Total			1	1	1	02/Jan/2020 -1
Pizza Dough	01012020_3	Goods Receipt				
Pizza Dough	01012020_3	Sales				
01012020_3 Total			1	1	1	02/Jan/2020 -1
Pizza Dough	01012020_4	Goods Receipt				
Pizza Dough	01012020_4	Sales				
01012020_4 Total			1	1	1	02/Jan/2020 -1
Pizza Dough	01012020_5	Goods Receipt				
01012020_5 Total			5	4	1	
Total						

Accounting Management

Simply enter in your
Sales/Purchases, Payment/Receipt,
to view in various reports in real-time.



Accounting Management – Major Reports

Monthly Income Statement

Name in F/S	September, 2019	October, 2019	November, 2019	December, 2019	January, 2020
1. Sales	1,115,368,414	59,465,144	247,542,519	175,209,834	191,210,000
Sales - Merchandise	2,591,141	26,101,228	32,420,893	152,071,150	38,410,000
Sales - Finished goods	1,112,043,630	32,630,273	214,387,983	21,976,000	152,070,000
Sales - Service	733,643	733,643	733,643	1,162,684	733,643
2. Cost of Sales	1,091,990	20,738,966	3,619,808	110,365,659	20,738,966
Cost of merchandise sold	91,990	27,466	1,103,825	109,981,520	27,466
Cost of finished goods sold	1,000,000	20,711,500	2,515,983	384,139	20,711,500
3. Gross profit	1,114,276,424	38,726,178	243,922,711	64,844,175	190,960,000
4. Selling and administrative expenses	109,400	218,455	133,710	601,278	110,000
Employee benefits(S&A)	2,400	200	2,500	4,300	2,400
Travel & lodging(S & A)	1,200	2,780	1,200	135,000	1,200
R & D expenses(S & A)	10,000	10,000	10,000	165,000	10,000
Repairing expenses(S & A)	6,000	12,000	11,710	11,249	6,000
Training and education(S & A)	1,300	4,560	1,300	3,560	1,300
Professional service fees(S & A)	10,000	20,000	25,000	31,980	10,000
Outsourcing expenses(S & A)	6,000	6,000	6,000	22,560	6,000
Building maintenance(S & A)	65,000	130,000	65,000	31,500	65,000
Freight charge(S & A)	2,000	2,360	2,000	17,725	2,000
Sales commission(S & A)	2,500	27,500	6,000	150,000	2,500
Food(S & A)	3,000	3,055	3,000	28,404	3,000
5. Operating income	1,114,167,024	38,507,723	243,789,001	64,242,897	190,850,000
8. Net income before income taxes	1,114,167,024	38,507,723	243,789,001	64,242,897	190,850,000
10. Net Income	1,114,167,024	38,507,723	243,789,001	64,242,897	190,850,000

AR/AP Aging

Account No.	Customer Name	Balance	Aging
C1499404	Beans n Cream Cafe	755,453	12
C1499427	No Doze Cafe		12
146846982	Mayfair		12
00008	Bakers	755,453	12
C1499437	The Frie	320,693	12
00011	WMC Ho	3,776	12
C1499433	Tatianas		12
C1499436	The Fam	31,684	12
C1499429	Spiced C	1,118	12
00003	Deli Bak	5,900,122	12
C1499419	HuggaM	885	12
C1499446	Yo Jo Co		12
C1499444	Wake Up	1,318	12
C1499441	The Spli	1,301	12
C1499438	The Grin	235	11
C1499410	Coffee T		11
C1499412	Dream B	880	11
C1499416	Grind H	2,098	11
C1499418	Ground Up Cafe	1,197	10
C1499422	Jumpin Beans Cafe	1,030	9

Cash Report

1. Funds Status					
Account Name	Customer/Vendor Name	Beginning (Foreign Currency)	Increase (Foreign Currency)	Decrease (Foreign Currency)	Ending (Foreign Currency)
Checking Accounts	Bank for A/R	1,713,412	23,638	10,000	1,727,050
	Foreign Currency Bank	2,317,008	1,714,860	632,530	3,399,338
	Public Bank	198,018	173,410	110,000	261,428
	SCB	1,481,182	1,773,000	225,000	3,029,182
	USD Bank	60,500		4,510	55,990
Checking Accounts Total		5,770,120	3,684,908	982,040	8,472,988
Total		5,770,120	3,684,908	982,040	8,472,988

2. Funds' Increase				
Date	Corresponding Account Name	Corresponding Customer/Vendor Name	Remarks	Amount
31/Jan/2020	Accounts Receivable	Cong Cafe	Jan. Finished Goods Sales	157,600
	Accounts Receivable	Beany Business	Jan. Finished Goods Sales (Overseas)	1,714,860
	Accounts Receivable	HappyFresh	Jan. Merchandise Sales	300,000
	Accounts Receivable	HappyFresh		23,638
	Accounts Receivable	HappyFresh		15,810
	Accounts Receivable	Grinders Cafe	Jan. Merchandise Sales	873,000
	Accounts Receivable	Topped Off	Jan. Merchandise Sales	600,000
	Total			3,684,908

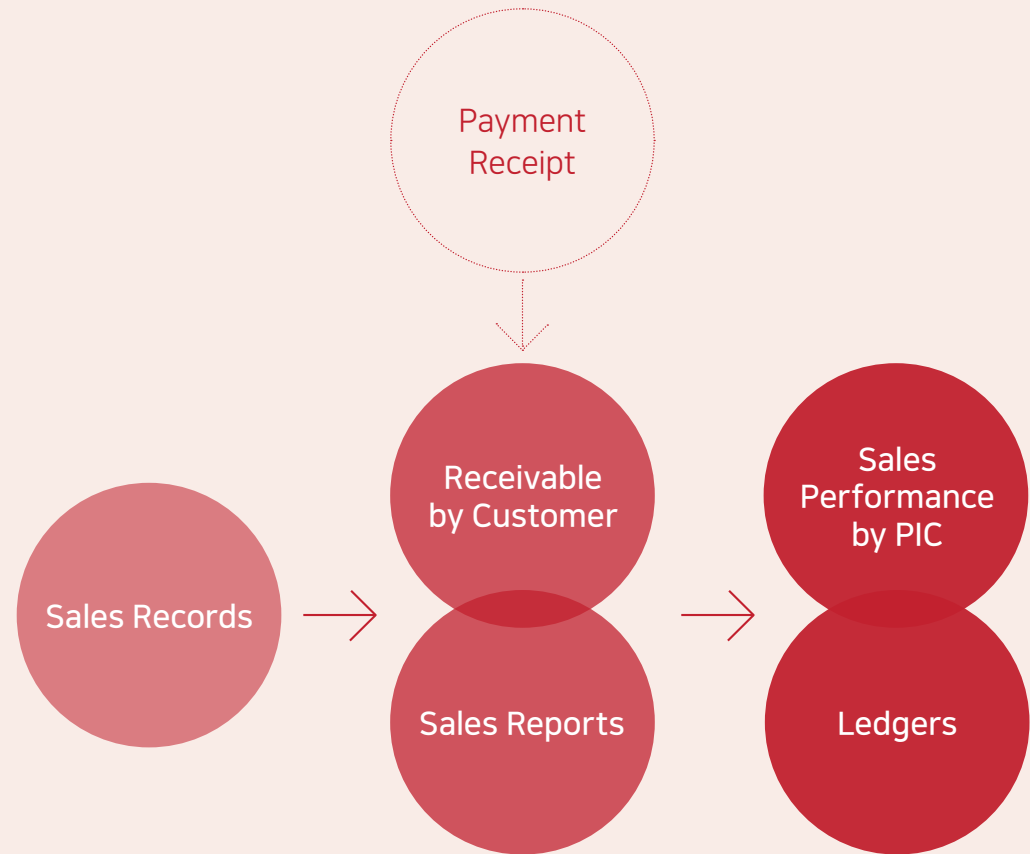
3. Funds' Decrease				
Date	Corresponding Account Name	Corresponding Customer/Vendor Name	Remarks	Amount
31/Jan/2020	Accounts Payable	HappyFresh	Jan. Raw Material Purchase	10,000
	Accounts Payable	Topped Off	Jan. Raw Material Purchase	632,530

Currency Ledger

Company Name : ECOUNT / Accounts Receivable									
01/Jan/2019 ~ 31/Jan/2020									
Customer/Vendor Name	Currency	Foreign Currency Beginning	Beginning	Foreign Currency Debit	Dr.	Foreign Currency Credit	Cr.	Foreign Balance	Balance (Amount)
Beans n Cream Cafe	EUR	180,760	178,952	15,330	747,831	190,000	171,330	6,090	755,453
No Doze Cafe	EUR	115,176	114,024	189,001	314,721	50,000	108,052	254,177	320,693
The Coffee Club	EUR	15,684	15,528	76,500	69,580	90,098	81,109	2,086	4,000
[EUR] Sub Total		311,620	308,504	280,831	1,132,133	330,098	360,491	262,353	1,080,146
Beany Business	JPY	1,520	182,884	287,000	31,444,063	1,098	152,269	287,422	31,474,678
Coffee Express	JPY	3,000	360,954	186,827	195,921,336	10,000	12,594,862	179,827	183,687,429
[JPY] Sub Total		4,520	543,838	473,827	227,365,400	11,098	12,747,131	467,249	215,162,107
[Total]		316,140	852,342	754,658	228,497,532	341,196	13,107,622	729,602	216,242,253

• Sales

Check your sales amount and receivables easily.



Sales - Major Reports

Quotation & Sales Invoice

ECOUNT
T: 1-714-408-4445 F: 1-714-408-4445

Customer
Warren Kim
Coffee House
14601 North Bybee Lake Court, Suite MY 2200 0736, Portland, Oregon, USA
+1-714-408-4445

Item Code	Item Name[Spec.]	Sales Rep.	Shipping Method	Delivery Date	Payment Terms	Due Date
8801046278138	Coffee Bean(delight) [300g]	Amy	Cargo	15/Dec/2019	Credit Card(VISA)	15/Jan/2020
8801046278130	Hand Wash(Cotton) [20mL]					
8801046278131	Tea Leaf(Pepper mint) [60g]					
8801046278132	Tea Leaf(Rose) [60g]					

*****Bank Name: Bank of ECO 288888 Depositor: Ecount*****

Quotation Invoice

ECOUNT
T: 1-714-408-4445 F: 1-714-408-4445
Date: 30/10/2019

Bill To
Larry C. Snyder
Cong Cafe
14601 North Bybee Lake Court, Suite MY 2200 0736, Portland, Oregon, USA
+1-714-408-4445

Ship To
Larry C. Snyder
Cong Cafe
14601 North Bybee Lake Court, Suite MY 2200 0736, Portland, Oregon, USA
+1-714-408-4445

Item Code	Item Name	Qty.	Price	Pretax Amount
8801046278140	Three Berry Jam	200	85	17,000
8801046278139	Strawberry Jam	200	85	17,000
8801046278136	Coffee Bean(double)	1,000	100	100,000

Subtotal 134,000.00
Tax 13,400.00
Total 147,400.00

A/R by Customer

Company Name : ECOUNT 01/Jan/2019 ~ 30/Jan/2020

PIC Name	Customer/Vendor Code	Customer/Vendor Name	Beginnig Receivables	Inv. Sales	Acct. Sales	Note	Receipt Cash	Total	Balance
Lauren									12,198
Lauren									11,650
Lauren									830,803
Lauren									24,892
Lauren									121,364
Lauren									3,863,420
Lauren									3,097
Lauren									867,483
Kay									4,036
Kay									4,036
Jonathan									1,271
Jonathan									24,892
Jonathan									8,923
Jonathan									139,230
Harry									44,445
Harry									124,920
Harry									2,318
Harry									8,785
Harry									11,000
Harry									3,950
Harry									21,643
Harry									50,286
Harry									278,315
Chris									7,188

Customer/Vendor Book

Customer Book (Statement)

Period : 11/01/2019 - 01/30/2020

ECOUNT
T: 1-714-408-4445 F: 1-714-408-4445

To
Larry C. Snyder
No Doze Cafe
14601 North Bybee Lake Court, Suite MY 2200 0736, Portland, Oregon, USA
+1-714-408-4445

Date-No.	Remarks	Item Name[Spec.]	Qty.	Price	Sales	Receipt	Ending
Beginning							115,810
24/Nov/19-53		Coffee Machine_1_red	15	3,800	62,700		178,510
24/Nov/19-100		Coffee Machine_1_red	15	3,800	62,700		241,210
25/Nov/19-1	Coffee machine_1st payment					62,700	178,510
2019/11 Total							598,229
24/Dec/19-2	Coffee machine payment					45,000	133,510
2019/12 Total							45,000
01/Jan/20-19		Hand Wash(Mint) [20mL]	1	100	100		133,610
01/Jan/20-32		Hand Wash(Mint) [20mL]	10	100	1,000		134,610

Sales Status

Company Name : ECOUNT 01/Jan/2020 ~ 30/Jan/2020

Date-No. ▾	Item Name[Spec.] ▾	Qty. ▾	Price ▾	Pretax Amount ▾	Tax ▾	Total ▾	Customer Name ▾
01/Jan/2020 -1	Hand Wash(Bubble) [20mL]	100	100	10,000	1,000	11,000	Aroma Mocha
Aroma Mocha Total							11,000
01/Jan/2020 -2	Hand Wash(Mint) [20mL]	50	100	5,000	500	5,500	Bakers Delight
30/Jan/2020 -1	Pizza Dough [[Garlic]]	2	20	40	4	44	Bakers Delight
Bakers Delight Total							5,544
01/Jan/2020 -3	Hand Wash(Soap) [20mL]	1	100	100	10	110	Baristas
13/Jan/2020 -1	Cheese Twist	45	50	2,250	225	2,475	Baristas
Baristas Total							2,585
01/Jan/2020 -13	Tea Leaf(Hibiscus) [60g]	10	65	650	65	715	Deli Bakery
01/Jan/2020 -13	Tea Leaf(Rose) [60g]	10	65	650	65	715	Deli Bakery
01/Jan/2020 -13	Tea Leaf(Hibiscus) [60g]	10	65	650	65	715	Deli Bakery
01/Jan/2020 -13	Tea Leaf(Pepper mint) [60g]	10	65	650	65	715	Deli Bakery
15/Jan/2020 -1	Pizza Dough [[Garlic]]	2	20	40	4	44	Deli Bakery
Deli Bakery Total							2,904
01/Jan/2020 -66	Mozzerella Cheese Spread	320	7	2,240	224	2,464	HappyFresh
HappyFresh Total							2,464
01/Jan/2020 -14	Nutella(jumbo) [600g]	5	105	525	53	578	Jumpstart Coffee Shop
01/Jan/2020 -14	Nutella(small) [200g]	5	10	50	5	55	Jumpstart Coffee Shop
01/Jan/2020 -14	Nutella(jumbo) [600g]	5	105	525	53	578	Jumpstart Coffee Shop

Purchase & Orders

View inventory over-and-short at a glance.
Manage the entire purchase process
from P/O to Vendor Payables.



Purchase & Orders - Major Reports

Automatic P/O Qty. Calculation

All Outstanding S/O Safety Stock Current Qty. Outstanding P/O
 Min. Purchase Qty. Unissued Goods

Base Date of Current Qty. 30 / 10 / 2019

Location for Current Qty. Location-In Set Manually

	Slip No.	Item Code	Item Name	Spec.	Entered Qty.	Safety Stock (+)	Outstanding S/O (+)	Unissued Goods (+)	Current Qty. (-)	Outstanding P/O (-)	Min. Purchase Qty.	P/O Qty.	Location Name	Date
1	2019/10/01-1	8801046278140	Three Berry Jam	300g	200				94			106	US W/H	19/10/30
2	2019/10/01-1	8801046278139	Strawberry Jam	300g	250				100			150	US W/H	19/10/30
3	2019/10/01-1	8801046278137	Coffee Bean(lite)	150g	500				300			200	US W/H	19/10/30
4	2019/10/01-1	8801046278136	Coffee	200g	400				500			0	US W/H	19/10/30

Calculate optimal purchase quantity based on current stock, safety stock, etc.


Outstanding P/O Status

Company Name : ECOUNT

Date-No.	Delivery Date	PIC Name	Customer/Vendor Name	Qty.	Outstanding P/O Qty.	Reference	Finish
			Quick Supplier			Amount	Tax
06/Nov/2019 -1	06/Nov/2019	Kay	Quick Supplier	50	15		
			Strawberry Jam [300g]			4,250	425
			Three Berry Jam [300g]	50	25		
			Blueberry Jam [300g]	50	20	4,250	425
06/Nov/2019 -2	06/Nov/2019	Amy	Cong Cafe				
			Hand Wash(Rose)	90	0	4,500	450
09/Nov/2019 -1	09/Dec/2019	Jonathan	Baristas				
			Hand Wash(Soap)			875	88
			Hand Wash(Rose)	25	5	350	35
			Tea Leaf(Pepper mint) [60g]	10	0	200	20
			Tea Leaf(Hibiscus) [60g]	5	1	800	80
				20	0		

30/Jan/2020


Purchase Order



Purchase Order

19112 Gridley Rd. #223 Cerritos, CA 90703, USA
T:1-714-408-4445 F:1-714-408-4445

Date: 24/12/2019



Vendor

HappyFresh
+1-714-408-4445

Ship To

Comprehensive Software for SMEs
ECOUNT
19112 Gridley Rd. #223 Cerritos, CA 90703, USA
1-714-408-4445

Item Code	Item Name[Spec.]	Qty.	Price	Pretax Amount
00034	Flour[California]	15,246	10	152,460
00035	Sugar	37,447	10	374,470
00036	Yeast	15,608	10	156,080
00037	Salt	416,549	10	4,165,490
00031	Beef Barbecue	70,873	10	708,730
00032	Mozzerella Cheese Spread	170,514	10	1,705,140

SUBTOTAL	7,282,370
TAX	0
TOTAL	7,282,370

Email

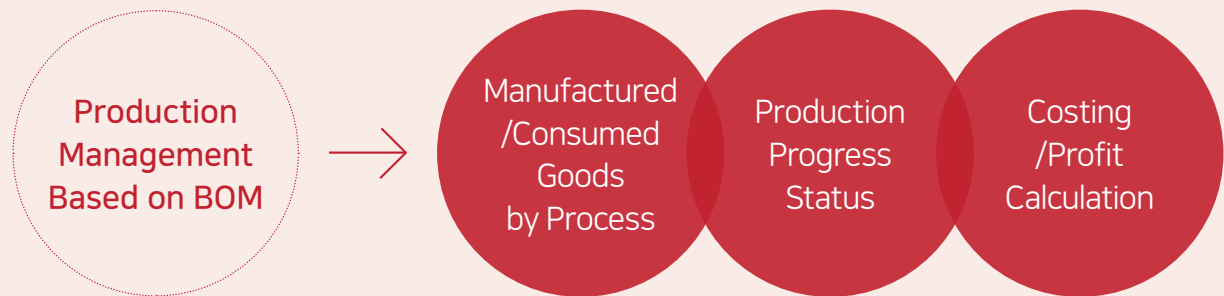
Malaysia 1

A/P by Vendor

PIC Name	Customer/Vendor Code	Customer/Vendor Name	Beginning Payables	Inv. Purchases	Acct. Purchases	Payment			Balance
						Note	Cash	Total	
Lauren	C1499426	Mugs Coffee	220	220	1,156	1,000	10	1,010	586
Lauren	C1499428	Screamin Beans	220	220	336		204	204	572
Lauren	C1499431	Steamin Mugs	366	600	1,859	2,000	10	2,010	815
Lauren	C1499437	The Friendly Bean	280	280	509		285	285	785
Lauren	C1499438	The Grind	40	40	906	300	529	829	157
Lauren	C1499440	The Roasted Bean			156		78	78	79
Lauren	C1499443	Topped Off	220	220	416		119	119	737
Lauren Total			1,346	1,580	5,338	3,300	1,234	4,534	3,730
Kay	C1499446	Yo Jo Coffee Shop	220	220	272		70	70	642
Kay Total			220	220	272		70	70	642
Jonathan	C1499415	Espresso	1,018	1,285	199	2,000	80	2,080	422
Jonathan	C1499408	Coffee Express	165	165	358		337	337	351
Jonathan	C1499409	Coffee House	165	165	360		115	115	575
Jonathan Total			1,348	1,615	916	2,000	532	2,532	1,348
Harry	2000	Quick Supplier		604,996	1,620	600,000	55,555	655,555	485,161
Harry	C1499427	No Doze Cafe	165	165	310		64	64	576
Harry	C1499424	Lava Java	193	12,068	267	10,000	50	10,050	2,477
Harry	C1499439	The Hideout	600	600	1,005		273	273	1,932
Harry	C1499432	Steamy Beans Coffee	1,210	1,210	706		280	280	2,847
Harry	C1499433	Tatianas Cafe	2,120	2,142	1,129		30	30	5,361
Harry	C1499434	The Busy Bean	1,285	1,285	2,140		47	47	4,663
Harry	C1499436	The Family Bean	411	700	1,361		1,223	1,223	1,249
Harry Total			5,984	623,165	8,538	610,000	57,521	667,521	504,266
Chris	C1499423	Jumpstart Coffee Shop	220	17,870	1,120		63	63	19,147
Chris	C1499404	Beans n Cream Cafe	193	193	210		292	292	304

Production & Costing

Easily manage your manufacturing and consumption based on BOM, and see your profit margins.



Production & Costing – Major Reports

BOM Design

Manufactured Items	00026 Beef Barbecue Pizza	Process	00004 Packing
BOM ver.	Default	Default Manufacture Qty.	1
Qty. :	1	Apply	Expand Collapse

Item Code (Item Name, Spec., Unit)	Balance	Qty. Consumed	Remarks
00027 : Baked Pizza - EA	3	1	
00028 : Pizza Dough [[Garlic]] - EA	110	1	
00034 : Flour [[California]] - g	299,604	150	
00035 : Sugar - g	4,793	20	
00036 : Yeast - g	5,662	10	
00037 : Salt - g	1,700,721	10	
00031 : Beef Barbecue - g	558,377	300	
00032 : Mozzarella Cheese Spread - g	144,186	150	
00033 : Tomato Chili Sauce - g	91,135	30	
00029 : Ribbon [[red]] - EA	10	1	
00030 : Packing Box - EA	10	1	
Total	23	3	

Goods Receipt/Consumed Status

Date-No.	Manufactured Item Code	Manufactured Item Name	Consumed Item Code	Consumed Item Name	Manufactured Qty.	Std. Qty. Consumed	Act. Qty. Consumed	Difference	Manufactured Item Price	Consumed Item Price	Amount	
11/Dec/2019 -1	00028	Pizza Dough	00028	Pizza Dough	7,435				50			
11/Dec/2019 -1	00028	Pizza Dough	00028	Pizza Dough		115,250				10		
11/Dec/2019 -1	00028	Pizza Dough	00028	Pizza Dough		148,700				10		
11/Dec/2019 -1	00028	Pizza Dough	00028	Pizza Dough		74,400		-50		10	-500	
11/Dec/2019 -1	00028	Pizza Dough	00028	Pizza Dough		74,000		350		10	3,500	
11/Dec/2019 -6	00027	Baked Pizza	00027	Baked Pizza					150			
11/Dec/2019 -6	00028	Pizza Dough	00028	Pizza Dough		1,115,250	1,115,250		50			
11/Dec/2019 -6	00027	Baked Pizza	00027	Baked Pizza		148,700	148,700					
11/Dec/2019 -6	00027	Baked Pizza	00027	Baked Pizza				2,911	-11	50	-550	
11/Dec/2019 -6	00027	Baked Pizza	00027	Baked Pizza		74,350	74,400	-50	870,700	-700	10	-7,000
11/Dec/2019 -6	00027	Baked Pizza	00027	Baked Pizza		74,350	74,000	350	435,000		10	
11/Dec/2019 -6	00027	Baked Pizza	00027	Baked Pizza					87,000		10	
11/Dec/2019 -6	00028	Pizza Dough	00028	Pizza Dough					435,000		10	
11/Dec/2019 -6	00028	Pizza Dough	00028	Pizza Dough					58,010	-10	10	-100
11/Dec/2019 -6	00028	Pizza Dough	00028	Pizza Dough					29,000		10	
11/Dec/2019 -6	00028	Pizza Dough	00028	Pizza Dough		2,900	2,911	-11	29,150	-150	10	-1,500
16/Dec/2019 -3	00027	Baked Pizza	00027	Baked Pizza		870,000	870,700	-700		902	50	
16/Dec/2019 -3	00027	Baked Pizza	00027	Baked Pizza					270,600		10	
16/Dec/2019 -3	00027	Baked Pizza	00027	Baked Pizza		435,000	435,000		135,300		10	
16/Dec/2019 -3	00027	Baked Pizza	00027	Baked Pizza		87,000	87,000		27,060		10	
16/Dec/2019 -3	00027	Baked Pizza	00027	Baked Pizza		435,000	435,000					

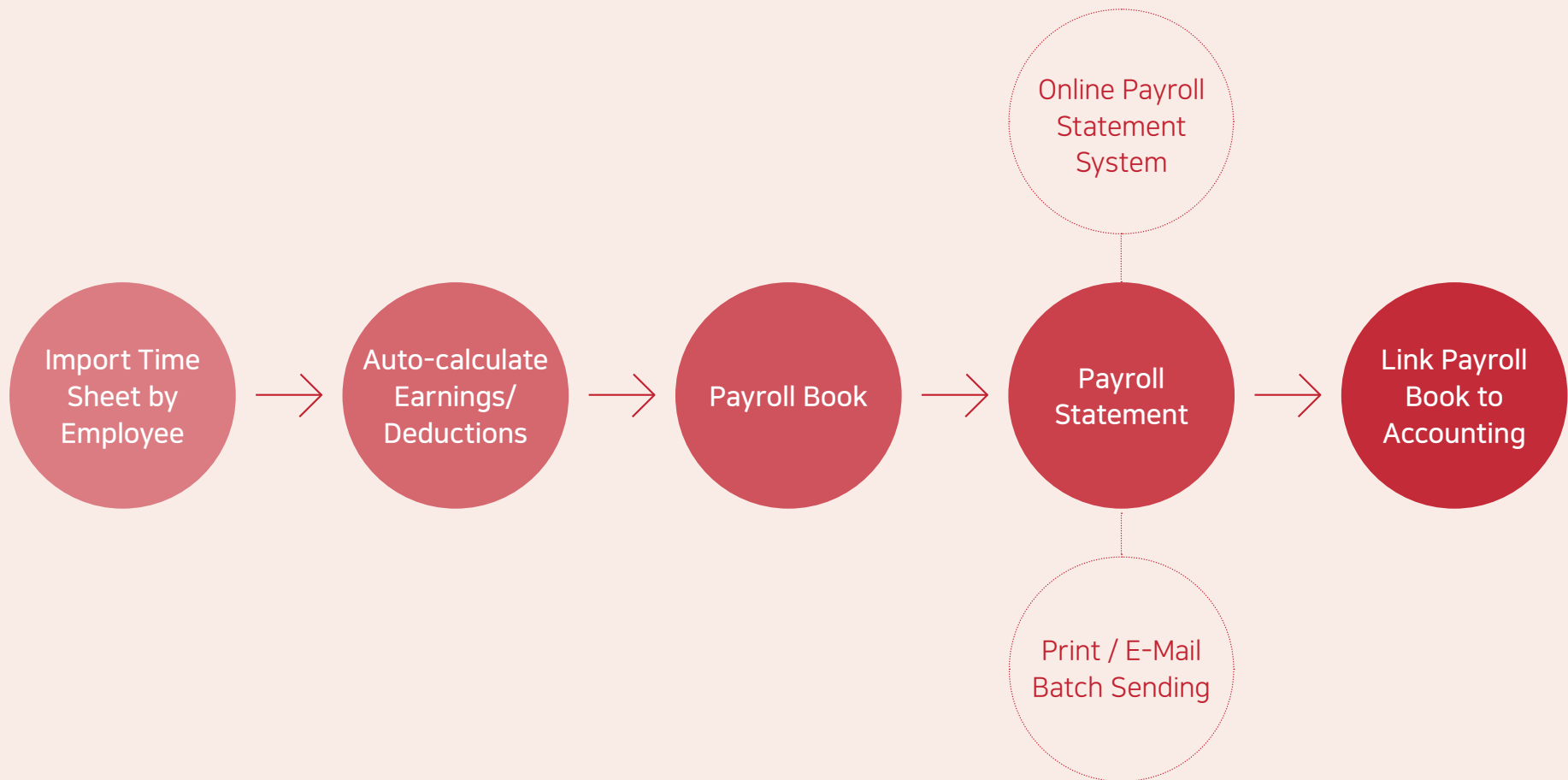
Profit Status by Item

Company Name : E	Cost		Profit		Profit Ratio
	Price	Amount	Price	Amount	
Item Code	35.00	140	15.00	60	30%
8801046278124	35.00	5,390	19.87	3,060	36%
8801046278125	35.00	4,340	19.52	2,420	36%
8801046278126	35.00	840	15.00	360	30%
8801046278127	35.00	840	16.67	400	32%
8801046278128	35.00	105	15.00	45	30%
8801046278129	40.00	12,400	29.84	9,250	43%
8801046278131	40.00	12,400	29.84	9,250	43%
8801046278132	38.97	39,750	40.74	41,550	51%
8801046278133		76,205		66,395	47%

Outsourcing Progress Status

Job Order No.	Item	Based on BOM			Production		
		Process	Date	Required Qty.	Factory	Process	Date
04/Jan/2020 -1	Pizza Dough [[Garlic]]	Paste	30/Jan/2020	3,000	Paste_Outsourcing	Paste	30/Jan/2020
00028 / Pizza Dough Total				3,000			
04/Jan/2020 -2	Baked Pizza	Baking	30/Jan/2020	5,000	Baking_Outsourcing	Baking	10/Jan/2020
00027 / Baked Pizza Total				5,000			
05/Jan/2020 -1	Pizza Dough [[Garlic]]	Paste	25/Jan/2020	1,500	Paste_Outsourcing	Paste	22/Jan/2020
00027 / Baked Pizza Total				5,000		2,500	2,500
05/Jan/2020 -1	Pizza Dough [[Garlic]]	Paste	25/Jan/2020	1,500	Paste_Outsourcing	Paste	22/Jan/2020 -1
00028 / Pizza Dough Total				1,500		1,500	965
09/Jan/2020 -1	Baked Pizza	Baking	25/Jan/2020	600	Baking_Outsourcing	Baking	21/Jan/2020 -1
00027 / Baked Pizza Total				600		590	10
10/Jan/2020 -1	Baked Pizza	Baking	25/Jan/2020	950	Baking_Outsourcing	Baking	23/Jan/2020 -1
00027 / Baked Pizza Total				950		950	5
11/Jan/2020 -1	Pizza Dough [[Garlic]]	Paste	28/Jan/2020	750	Paste_Outsourcing	Paste	28/Jan/2020 -1
00028 / Pizza Dough Total				750		700	50
17/Jan/2020 -1	Pizza Dough [[Garlic]]	Paste	30/Jan/2020	700	Paste_Outsourcing	Paste	28/Jan/2020 -1
00028 / Pizza Dough Total				700		700	965

Easily calculate payroll, and conveniently send payroll statements.



HR & Payroll – Major Reports

Payroll Book

Nov/2019 Monthly (Payroll)

Company Name : ECOUNT Employee No. : 22
Payment Date : 15/Dec/2019

Code	Name	Salary	Food Expenses	Vehicle Maintenance Expenses	Weekend Work Allowance	Income Tax	Residence Tax	National Pension	Net Amount
Hired Date	Dept. Name	Total Earnings	Sales Incentive	Bonus	Misc. Allowance	Health Insurance	Company Club Due	Total Deductions	
10000	John	2,500	150				15	180	2,424
30/Oct/2018	Customer Support	2,697	23.5	23.5		53	25		
10001	Seungkwan	4,350	150				15	180	4,662
06/Apr/2015	Marketing	4,935	435			273	25		
2011-01	Chief park	4,000	150				15	180	3,924
01/Jan/2013	Customer Support	4,197	23.5	23.5		53	25		
2012-101	Jo	4,350	150				15	180	5,097
11/Oct/2012	Marketing	5,370	435	435		53	25		
2013-01	Hui	2,000	150				15	180	1,924
	Customer		23.5	23.5		53	25		

Payroll Statement

Nov/2019 Monthly (Payroll)

ECOUNT

Employee Code	2016-071	Name	Smith
Dept.	Customer Support	Payment Date	22/Dec/2019
Total Earnings	4,650	Total Deductions	508
Net Amount	4,142		

Earnings Name	Amount	Formula
Salary	2,350	
Food	100	
Vehicle Maintenance Expenses	200	Apply Formula
Sales Incentive	2,000	
Total	4,650	

Deduction Name	Amount
Income Tax	235
Residence Tax	15

Paid Leave Status


Company Name : ECOUNT

Paid Leave Name	Dept. Name	Total	Used	Remaining Days
2019 Paid Leave	Purchasing	20	13	7
2019 Paid Leave	Marketing	15	10	5
2019 Paid Leave	Marketing	20	10	10
2019 Paid Leave	Marketing	15	10	5
2019 Paid Leave	Purchasing	15	3	12
2019 Paid Leave	Customer Support	15	3	12
2019 Paid Leave	Customer Support	15	3	12
2019 Paid Leave	Marketing	15	1	14
2019 Paid Leave	Customer Support	20	1	19
2019 Paid Leave	HR	15	1	14
2019 Paid Leave	Customer Support	15	1	14
2019 Paid Leave	Marketing	15	1	14
Total		180	53	127

Employee Profile

Employee Profile

ECOUNT

	Hired Date	01/Jan/2013	Name	Harry Park
	Dept.	Customer Support	Date of Birth	06/Jun/1991
	Email	xregrette@ecounterp.co.kr		
	Address	19112 Gridley Road #237 Cerritos, CA 90703, USA		
	Phone	1-714-408-4445	Contact	1-714-408-4445
	Position	Team Director	Title	

Education


Education	Institution Name	Enrollment Date	Graduation Date	Major	Graduation
High School	Parsons Design School	02/03/2007	28/02/2009	Fashion	Y
University	University of Harvard	02/03/2010	28/02/2015	Literature	Y

Language

Country	Certificate	Date of Aquisition
France	DEL F B2	04/Mar/2013

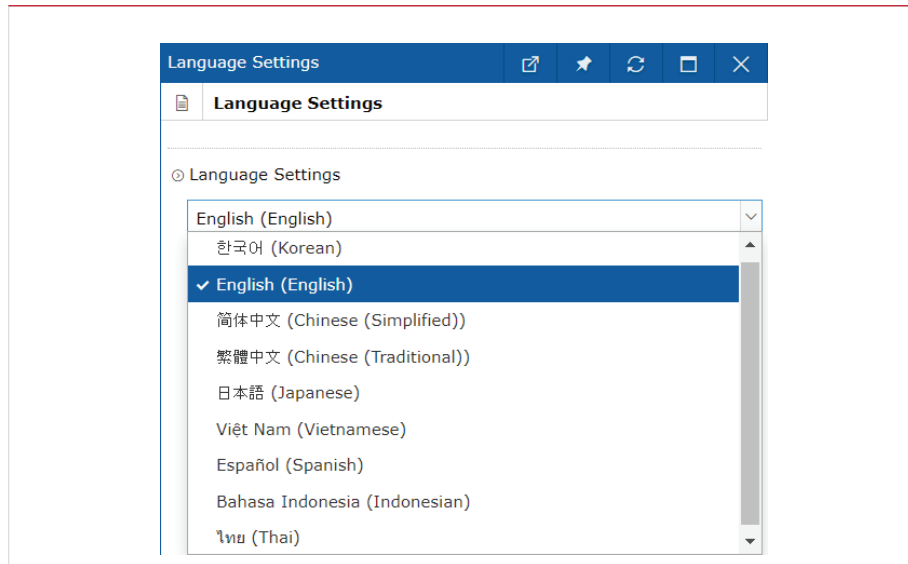
Free Additional Services

Enjoy ECOUNT's free additional services.

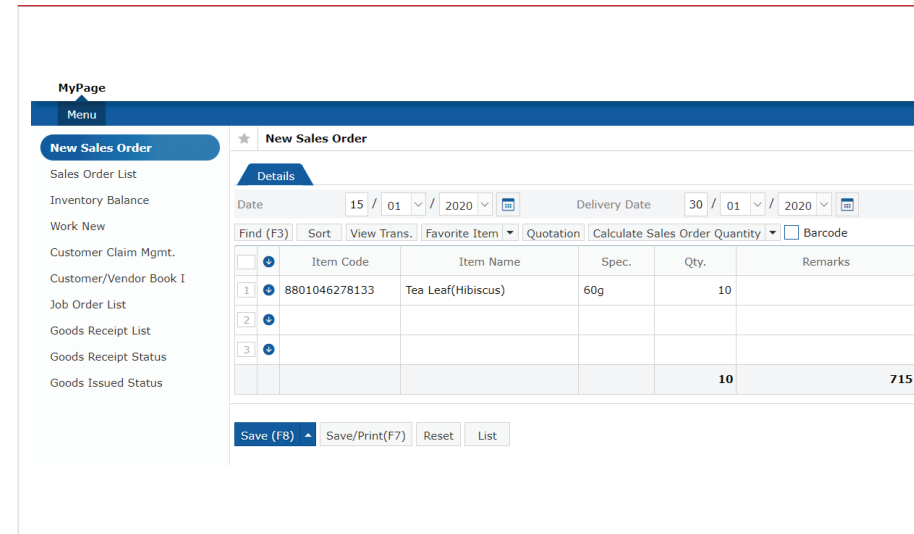


Free Additional Services

User Language Customization, Multilingual ERP

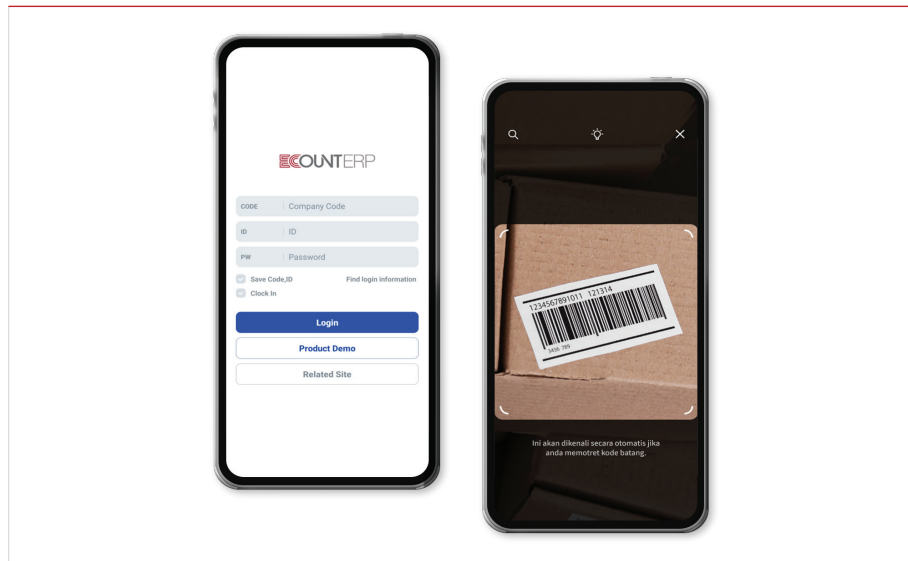


CS Portal - Online Ordering System

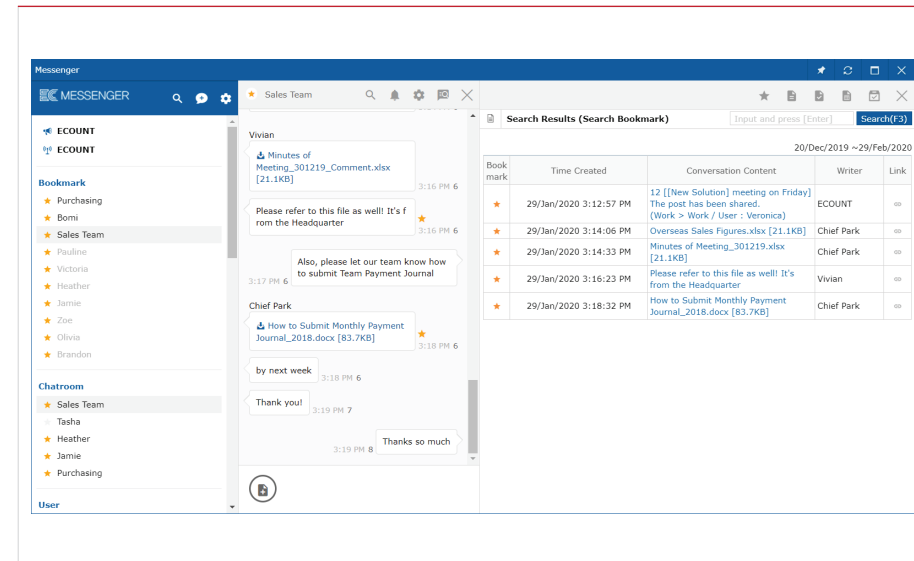


Place & receive orders directly in online CS Portal

Enjoy All ERP Features on Mobile, ECOUNT App



Corporate Messenger



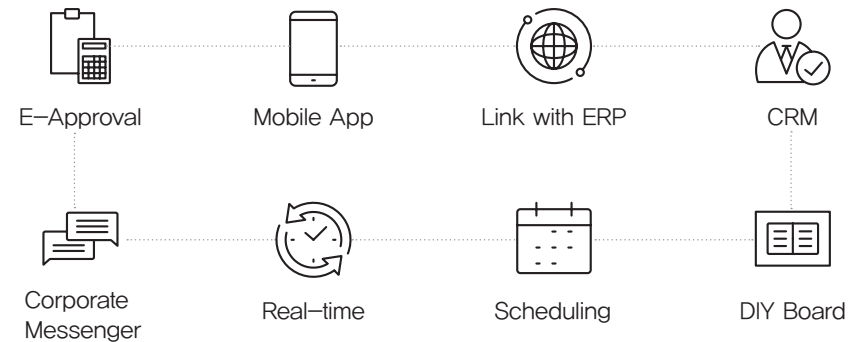
Additional Features

Add optional paid features according to your needs.

Groupware

Affordable price of \$10/month per 5 Users
(50GB provided)

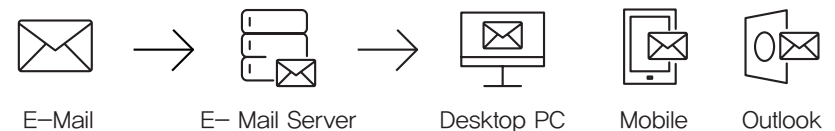
- E-Approval linkage with ERP slips
- Bulletin boards for work-sharing
- Business contact & Client list mgmt., Timesheet mgmt.
- Schedule mgmt. & File storage for images and documents
- Create DIY boards and posts
- Project progress mgmt., Gantt Charts



Webmail

Affordable price of \$5/month per 10 Users
Large webmail capacity of 20GB available

- Innovative synchronization technology via IMAP
- Email communication anytime, anywhere through sync with Outlook & mobile devices
- Through link to ERP, all e-mails at a glance with only one login
- Send statements such as Sales Invoices through ERP, with your own e-mail account as the sender
- Filter spam mails on server with ECOUNT's own powerful spam engine



Chapter. 03

About ECOUNT ERP



Customer Support




Support for Subscribers



Online Training

Online/remote training upon subscription
Guide on overall setup & basic data registration & program functions



Video Tutorial & Manuals

Video Tutorial for easy guidance in 6 languages
Online Manual and a list of FAQs



Customer Support

Consultation call (Call-back) with remote control and screen sharing
Online/screencast inquiry
Video recording inquiry



Free Upgrades

Weekly function upgrades
Customer suggestions & feedback

ECOUNT helps your business become more efficient.

Founded

Aug. 18, 1999

Customers

70,000+
Worldwide

Branch



South Korea Office

(Headquarter in Seoul
/Branches in Busan,Daejeon,
Jeonju/Incheon CS center)



Vietnam Office

(Ho Chi Minh, Vietnam)



Indonesia Office

(Jakarta, Indonesia)

Main Business Area

Web-based ERP
Development & Service Support

Employees

385
employees



China Office

(Shanghai, China)



Malaysia Office

(Kuala Lumpur, Malaysia)



Philippines Office

(Makati, Philippines)



Taiwan Office

(New Taipei, Taiwan)



Thailand Office

(Bangkok, Thailand)

AS OF JAN, 2024





Though change does not guarantee success,
businesses must learn to adapt in order to survive in the changing world.
Ecount supports an Efficient Change of your business.

